GEF/LDCF.SCCF.40/03
May 04, 2026

40th LDCF/SCCF Council Meeting
June 2, 2026
Samarkand, Uzbekistan

Agenda Item 03

WORK PROGRAM
FOR THE
LEAST DEVELOPED COUNTRIES FUND
AND
SPECIAL CLIMATE CHANGE FUND

Recommended Council Decision

The Council, having considered the document GEF/LDCF.SCCF.40/03*, Work Program for the Least Developed Countries Fund and Special Climate Change Fund*, approves the Work Program comprising of seven projects for the LDCF and one project for the SCCF, subject to comments made during the Council meeting and additional comments that may be submitted in writing to the Secretariat by June 30, 2026.

Total resources approved in this Work Program amount to $64.71 million from the LDCF, and $2.94 million from the SCCF, inclusive of GEF project financing and Agency fees. The Work Program is comprised of the following Project Identification Forms (PIFs):

[See Annex A]

With respect to the PIFs approved as part of the Work Program, the Council finds that each of these PIFs (i) is, or would be, consistent with the Instrument and GEF policies and procedures, and (ii) may be endorsed by the CEO for final approval by the GEF Agency, provided that the final project documents fully incorporate and address the Council's and the Scientific and Technical Advisory Panel (STAP) reviewer's comments on the Work Program, and that the CEO confirms that the project continues to be consistent with the Instrument and GEF policies and procedures.

With respect to any PIF approved in this Work Program, the final project document will be posted on the GEF website for information after CEO endorsement. If there are major changes to the project objectives or scope since PIF approval, the final project document shall be posted on the web for the Council review for four weeks prior to CEO endorsement.

Table of Contents

Introduction 1
LDCF/SCCF Work Program Description 3
Factors Considered for the Work Program 4
GEF-8 Achievements 9
Distribution of LDCF Resources by Region and Agency and Co-financing 10
Distribution of SCCF Resources by Region and Agency and Co-financing 17
Analysis of Key Risks 24
Expected Results and Impacts 27
Cross-cutting Priorities 28
Programming Status of GEF-8 Financial Scenarios 30
LDCF Project Descriptions 34
SCCF Project Descriptions 37
Annex A: Project Proposals Submitted for LDCF/SCCF Council Approval 38

Tables

Table 1: LDCF Resource Programming by Country in June 2026 Work Program, GEF-8, and Cumulative since Fund Inception, as of May 1, 2026 ($ million) 11
Table 2: LDCF Resource Programming by Agency in June 2026 Work Program, GEF-8, and Cumulative since Fund Inception, as of May 1, 2026 ($ million) 13
Table 3: SCCF Resource Programming by Country in June 2026 Work Program, GEF-8, and Cumulative since Fund Inception, as of May 1, 2026 ($ million) 18
Table 4: SCCF Resource Programming by Agency in June 2026 Work Program, GEF-8, and Cumulative since Fund Inception, as of May 1, 2026 ($ million) 21
Table 5: Risk Profiles of June 2026 Work Program (Rating: 1 Low – 4 High) 24
Table 6: Expected Indicators for June 2026 LDCF Work Program 27
Table 7: Expected Indicators for June 2026 SCCF Work Program 27
Table 8: LDCF Financial Scenarios for GEF-8 and Programming Progress, as of May 1, 2026 ($ million) 31
Table 9: SCCF Financial Scenarios for GEF-8 and Programming Progress ($ million), as of May 1, 2026 ($ million) 33

Figures

Figure 1: Regional Distribution of LDCF in June 2026 Work Program ($ million) 11
Figure 2: Distribution of LDCF Resources by GEF Agency in June 2026 Work Program ($ million) 14
Figure 3: Distribution of LDCF Resources by GEF Agency in GEF-8 ($ million) 15
Figure 4: Distribution of LDCF Resources by GEF Agency since Fund Inception to June 2026 Work Program ($ million) 16
Figure 5: LDCF Co-Financing by Source for June 2026 Work Program ($ million) 16
Figure 6: Regional Distribution of SCCF Resources in June 2026 Work Program ($ million) 17
Figure 7: Distribution of SCCF Resources by GEF Agency in June 2026 Work Program ($ million) 22
Figure 8: Distribution of SCCF Resources by GEF Agency in GEF-8 ($ million) 22
Figure 9: Distribution of SCCF Resources by GEF Agency since Fund Inception to June 2026 Work Program ($ million) 23
Figure 10: SCCF Co-Financing by Source for June 2026 Work Program ($ million) 23

Introduction

1. This Work Program for the Least Developed Countries Fund (LDCF) and the Special Climate Change Fund (SCCF) is the eighth and final Work Program to be considered by the LDCF/SCCF Council in the GEF-8 period. It requests a total of $64.71 million[1] from the LDCF for seven national projects to address urgent climate change adaptation priorities in seven least developed countries (LDCs), including two LDC small island developing States (SIDS). It also requests $2.94 million[2] from the SCCF for a national, multi-trust fund (MTF) project that will support adaptation priorities in a non-LDC SIDS.

2. During the GEF-8 period, each LDC has a per-country resource cap of $20 million from the LDCF, exclusively for adaptation support. Four LDCs in this Work Program, namely Bangladesh, the Democratic Republic of Congo (Congo DR), Guinea-Bissau, and Sudan, are accessing LDCF resources for the first time in the GEF-8 period. With the approval of this Work Program, 27 LDCs will now have utilized the entire $20 million initial country cap for GEF-8. Altogether, 43 LDCs would have utilized all or part of their GEF-8 LDCF initial country cap with this Work Program. One LDC has a Medium-Sized Project (MSP) under review, and if approved, the total number of countries receiving support from the LDCF in the GEF-8 period will be 44 LDCs.

3. Four LDCF projects selected for inclusion in this Work Program were drawn from the eight project concepts deferred from the December 2025 Work Program, with priority given to countries accessing LDCF resources for the first time in GEF-8, as well as supporting MTF programming, and leveraging International Financial Institutions (IFIs) support. This approach aligns with the enhanced strategic prioritization criteria outlined in the GEF-8 Programming Strategy and aims to ensure equitable and impactful access to LDCF resources. Among the seven LDCF proposals included in the Work Program, one is an MTF project, jointly programming LDCF and GEF Trust Fund resources.

4. For the SCCF, the Work Program includes one national MTF project from Niue, which will access SCCF Window A (SCCF-A) resources for the first time in the GEF-8 period. There were no additional submissions above $5 million to be considered for the SCCF Work Program, while additional MSPs are under review.

5. At the 66th GEF Council Meeting, the decision was made to raise the cap for medium-sized projects (MSPs) from $2 million to $5 million, which applies also to the LDCF and SCCF. Several MSPs are under technical review, to enable additional SIDS to access SCCF-A resources and to support the Challenge Program for Adaptation Innovation projects. More information on MSPs

[1] The requested amount is inclusive of GEF project financing for the LDCF ($59.20 million) and Agency fees ($5.51 million). It does not include project preparation grants (PPGs; $1.07 million) and PPG fees ($0.10million). Inclusive of the PPGs and PPG fees, the total amount for the Work Program is $65.87 million.

[2] The requested amount is inclusive of GEF project financing for the SCCF Window A (SCCF-A) ($2.68 million) and Agency fees ($0.25 million). It does not include project preparation grants (PPGs; $0.06 million) and PPG fees ($0.01 million). Inclusive of the PPGs and PPG fees, the total amount for the Work Program is $3.00 million.

approved in this fiscal year will be presented in the Annual Monitoring Review (AMR) on the LDCF and SCCF.[3]

6. Three out of the seven LDCF proposals were submitted by IFIs, namely BOAD, IFAD, and the World Bank. In total, 39.6 percent, or $26.07 million of the total GEF support, comprising $64.71 million in GEF project financing and Agency fees plus an additional $1.17 million for project preparation grant (PPG) funding and PPG fees, is programmed by IFIs for the LDCF in this Work Program. The LDCF continues to support robust programming with IFIs, in a country-driven manner.

7. The cohort of the LDCF projects is expected to mobilize $207.90 million in co-financing for the GEF project financing amount of $59.20 million.[4] Out of total co-financing for the LDCF, which is not required, $105.67 million or 50.8 percent is mobilized by IFIs. Each dollar provided by the LDCF is to be matched by $3.51 in financing provided by a variety of sources.[5]

8. The SCCF-A submission for the Work Program is an MTF project that is mobilizing $9.84 million in co-financing for the GEF project financing amount of $2.68 million. Each dollar of project financing provided by the SCCF-A is to be matched by $3.67 in co-financing.

9. With the approval of this Work Program and subject to approval of pending MSPs, the LDCF is expected to support a total of 90 projects and programs for $753.11 million in the GEF-8 period, benefitting 44 LDCs.

10. The SCCF is expected to support a total of 40 projects for $99.30 million in the GEF-8 period, with the approval of this Work Program and subject to approval of pending MSPs. SCCF Window A (SIDS window) will support 25 projects for a total of $82.00 million to benefit 28 non-LDC SIDS, while SCCF Window B will support 15 projects for a total $17.30 million towards technology transfer, innovation, and private sector engagement.

11. The cohort of LDCF/SCCF projects included in this Work Program and the pending MSPs total over $100 million, inclusive of GEF project financing, PPG requests, and fees. This means the LDCF/SCCF are working to mobilize significant support for climate adaptation in the final months of the GEF-8 period.

12. This cover note presents key aspects of the proposed Work Program, such as an analysis of factors for strategic prioritization, results and impacts through contributions to core indicators, gender analysis, status of LDCF and SCCF programming, and project descriptions.

---

[3] AMR for fiscal year 2026 (FY26), which will include the list of all approved MSPs, will be submitted to the 41st LDCF/SCCF Council.

[4] The co-financing figure is calculated based on the *2018 Co-Financing Policy* (GEF, 2018, Policy: FI/PL/01). The co-financing is applied to GEF project financing, which means a grant or concessional financing provided from any GEF-managed trust fund to support the implementation of any Full-Sized Project, Medium-Sized Project, Enabling Activity or Program, excluding Co-Financing, Agency Fees, and PPGs.

[5] Co-financing is not required for LDCF or SCCF projects.

LDCF/SCCF Work Program Description

13. The LDCF portion of the LDCF/SCCF Work Program presents seven Project Identification Forms (PIFs) requesting $59.20 million for GEF project financing and $5.51 million in Agency fees for a total request of $64.71 from the LDCF. The GEF CEO has delegated authority to approve PPG funding and PPG fees of $1.17 million, for a Work Program total of $65.87. The seven PIFs are all national projects from Bangladesh, Congo DR, Guinea-Bissau, Senegal, Solomon Islands, Sudan, and Togo. The Togo project is an MTF project with the GEF Trust Fund.

14. The SCCF portion of the Work Program presents one PIF requesting $2.68 million for GEF project financing and $0.25 million in Agency fees for a total request of $2.94 million from the SCCF. The GEF CEO has delegated authority to approve PPG funding and PPG fees of $0.06 million, for a Work Program total of $3.00 million. The MTF PIF in Niue jointly programs the SCCF-A and the GEF Trust Fund resources.

15. All national LDCF and SCCF projects are aligned with, and contribute to the implementation of, national climate change policies and strategies, including National Adaptation Plans (NAPs), National Adaptation Programs of Action (NAPA), and Nationally Determined Contributions (NDCs), among other policy documents.

16. The projects in this Work Program address a broad set of priority sectors and themes, including climate-resilient urban development, nature-based solutions, agriculture and food systems, water resources management, disaster risk management and coastal zone management. Each project aligns with the unique environmental, institutional and socio-economic contexts of the respective countries.

17. Among the LDCF projects, three proposals are designed to scale up finance for climate adaptation by leveraging resources from IFIs including one proposal mobilizing the International Development Association (IDA) resources of the World Bank. The LDCF and SCCF proposals also feature strong private sector engagement through support for climate-resilient value chains, micro, small and medium enterprises (MSMEs), innovation platforms, and entrepreneurship, including targeted opportunities for women- and youth-led enterprises. Additionally, projects build on ongoing support from the Green Climate Fund (GCF) and Adaptation Fund, to promote complementarity and strengthen harmonization across the multilateral climate funds (MCFs).

18. A whole-of-society approach is embedded across all projects, ensuring that adaptation interventions engage actors at multiple levels and that locally led adaptation principles are mainstreamed in all contexts. For example, in the project titled Enhancing Coastal Adaptation and Resilience in Bangladesh (CARB), local communities, local government institutions, national agencies, and Indigenous Peoples are directly engaged in ecosystem-based adaptation and livelihood activities. Likewise, in Solomon Islands, community-level participation is central to the implementation of the Community Access and Urban Services Enhancement Project II (CAUSE II) project. In Senegal, participatory governance arrangements are used to strengthen ownership, inclusion, and sustainability of adaptation measures.

19. The Work Program includes proposals to be implemented in four Fragile and Conflict-affected Situation (FCS) countries,[6] namely the Congo DR, Guinea-Bissau, Solomon Islands, and Sudan. This significant share underscores the continued relevance of the LDCF/SCCF in addressing heightened climate vulnerability in fragile contexts, where climate shocks, environmental degradation, and weak service delivery can exacerbate underlying drivers of fragility.

20. The LDCF projects included in the proposed Work Program all contribute to the goals and priority areas of the 2022-2026 GEF Programming Strategy on Adaptation to Climate Change.[7] The three priority areas in the strategy are:

- Priority Area 1: Scaling up finance
- Priority Area 2: Strengthening innovation and private sector engagement
- Priority Area 3: Fostering partnership for inclusion and whole-of-society approach.

21. The SCCF project also contributes to the two priority areas in the strategy including:

- Priority Area 1: Supporting the adaptation needs of SIDS
- Priority Area 2: Strengthening technology transfer, innovation and private sector engagement.

Factors Considered for the Work Program

22. In line with the GEF-8 LDCF/SCCF Programming Strategy, factors to be considered for the strategic prioritization of projects by the LDCF/SCCF Council for Work Program-based approvals include the following, with the alignment with national needs and priorities being the most important factor to consider:

- Alignment with needs and priorities identified in national plans, such as the NAP process, NAPAs, NDCs, and national sustainable development strategies.
- Alignment with priorities in the Programming Strategy on Adaptation to Climate Change, such as opportunities to foster innovation and investments for technology transfer.
- Opportunities to leverage/catalyze support, including GEF MTF programming and other funding sources including the GCF; and
- Level of LDCF or SCCF resources previously accessed by the country, to help facilitate access by countries underserved by the LDCF/SCCF to date.

[6] The World Bank, 2025, *FY26 List of Fragile and Conflict-affected Situations*.

[7] GEF, 2022, *GEF Programming Strategy on Adaptation to Climate Change for the Least Developed Countries Fund and the Special Climate Change Fund for the GEF-8 Period of July 2022 to June 2026 and Operational Improvements*, GEF/LDCF.SCCF.32/04/Rev.01.

23. Additional factors were further considered:

- Potential for private sector engagement
- Geographical balance of LDCF or SCCF support provided
- Fragile and conflict-affected situations (FCS)
- Timing of technical approval of projects.

24. The following sections summarize an analysis of how the proposed Work Program addressed factors for strategic prioritization among proposals that were ready for support.

25. Alignment with national needs and priorities: The project concepts in the LDCF/SCCF Work Program convey strong alignment with national needs and priorities. Each proposal is anchored on national adaptation and development frameworks, including NAPs, NDCs, and related sectoral or development strategies ensuring country ownership and responsiveness to identified adaptation needs. For example, projects in Bangladesh, Guinea-Bissau, Congo DR, Niue, Senegal, and Sudan directly respond to priority adaptation actions identified in NAPs, NDCs, and sectoral strategies related to nature-based solutions, agriculture and food security, water management, urban resilience, and ecosystem restoration. In Solomon Islands and Togo, the projects address nationally recognized urban and infrastructure vulnerabilities by embedding climate resilience into planning, service delivery, and investment frameworks. Collectively, the project concepts demonstrate the continued relevance of the LDCF and SCCF in supporting country-driven and context-specific adaptation action.

26. Alignment with Programming Strategy priorities: The concepts in the proposed Work Program clearly align with the strategic priorities articulated in the 2022-2026 LDCF/SCCF Programming Strategy for the LDCF, namely (i) scaling up finance; (ii) strengthening innovation and private sector engagement; and (iii) fostering partnership for inclusion and whole-of-society approach, as well as the strategic priorities for the SCCF namely (i) supporting the adaptation needs of SIDS; and (ii) strengthening technology transfer, innovation and private sector engagement. They also strongly reflect three priority themes of the GEF-8 LDCF/SCCF Programming Strategy: (a) Agriculture, Food Security, and Health; (b) Water; and (c) Nature-Based Solutions. Importantly, as stated in the Strategy, countries are seeking LDCF and SCCF support for themes that are important to their national adaptation priorities.

27. The projects leverage LDCF resources to catalyze larger financing, integrate innovation and technology deployment, and promote inclusive governance and locally led adaptation. The Solomon Islands CAUSE II project, for instance, aligns with the priority on scaling up finance by blending LDCF resources with IDA (World Bank) resources and supports inclusive adaptation through community-based interventions and skills development. Similarly, the urban-focused project in Togo, titled Implementation of Sustainable Transport Solutions, is advancing innovative approaches through risk-informed planning, climate-resilient services, and scalable investment models. The projects in Bangladesh, Congo DR, Guinea-Bissau, Senegal and Sudan are advancing nature-based solutions through a whole of society approach that engages various stakeholders

as decision-makers and partners. Overall, the proposed projects reflect programming directions and intervention modalities encapsulated in the GEF-8 strategy.

28. Opportunities to leverage/catalyze support: The projects in the LDCF/SCCF Work Program demonstrate strong leveraging and catalytic potential by mobilizing co-financing and aligning with major complementary investments from GEF Agencies, governments, and donor agencies. In Solomon Islands, the LDCF support for the CAUSE II project will catalyze a $30 million World Bank grant through an urban services program that will scale climate resilient urban development in the country. The Congo DR project, titled Inclusive and Resilient Agricultural and Rural Entrepreneurship in Democratic Republic of Congo (AVENIR), is also leveraging over $45 million in co-financing from IFAD's National Adaptation Program, with opportunities to leverage finance from the private sector to de-risk and scale climate adaptation investments in agriculture, natural resource management, and rural livelihoods across priority provinces in the country. Similarly, the Togo Sustainable Transport Solutions project will catalyze public and private co-financing for climate-resilient and low-carbon urban investments in Lomé by addressing key policy, technical, and financial barriers, including through a Partial Credit Guarantee Facility that de-risks lending for nature-based interventions, zero-emission mobility, and climate-smart construction, while helping domestic and regional financial institutions scale up climate-related lending. In addition, the Niue Infrastructure, Ecosystems and Communities Integrated (Niue IECI) Project will use SCCF and GEF Trust Fund resources to mobilize $27.19 million from Asian Development Bank (ADB), Adaptation Fund, and the Government of New Zealand and, by capitalizing the Niue Ocean Wide (NOW) Trust, a long-term conservation and resilience financing mechanism that will ensure sustained funding for climate adaptation and marine and coastal management well beyond the project lifetime. Finally, the project in Senegal is leveraging the highest amount of co-financing among the cohort, with $49.6 million mobilized.

29. Cooperation with GCF and Adaptation Fund: The projects in this Work Program also demonstrate strong cooperation among MCFs including the GCF and the Adaptation Fund, ensuring that LDCF and SCCF resources strategically build on existing and planned technical assistance and investments. These project-level coordination efforts demonstrate the strategic positioning of the LDCF and SCCF in the climate finance landscape, to facilitate scaling up, reinforce country ownership, and to enhance sustainability.

30. For example, projects in Bangladesh, Niue, Senegal, and Sudan are designed to complement ongoing GCF-supported programs. The Bangladesh CARB project expands existing GCF-funded initiatives by scaling up proven approaches, facilitating knowledge sharing, and avoiding duplication in conservation planning, community capacity building, and sustainable livelihood support. The Niue project also builds on an ongoing GCF–supported initiative by applying improved climate and ocean risk information to planning and adaptation investments, and it coordinates with a planned Adaptation Fund project on invasive species management to ensure complementary ecosystem interventions and avoid duplication. In Senegal, LDCF resources for the Integrated Project to Strengthen the Resilience of Vulnerable Communities and Ecosystems in a Changing Climate will complement and reinforce ongoing and planned adaptation investments supported by the Adaptation Fund and GCF, addressing implementation

gaps while strengthening local governance and technical capacity. Similarly, in Sudan, proposed intervention in the project titled Strengthening Climate-smart Agribusiness and Natural Resource Management for Adaptation and Resilient Livelihoods in Sudan's River Nile and Northern States (SCAN-2N) leverages the results of a GCF project by strengthening food system resilience, improving water access, institutional capacity, and climate-smart value chains.

31. Level of LDCF and SCCF-A resources previously accessed: Five of the eight LDCs and SIDS included in this Work Program, namely Bangladesh, Congo DR, Guinea-Bissau, Niue, and Sudan, are accessing the LDCF and SCCF-A resources for the first time in the GEF-8 period.

32. Geographical balance: The Work Program reflects broad geographical coverage in LDCs and SIDS, with five LDCs in Africa, one LDC in Asia, one LDC SIDS in the Pacific, and one non-LDC SIDS in the Pacific. The Work Program demonstrates a balanced distribution across regions and vulnerability contexts relevant to the mandate of the LDCF and SCCF.

33. Private sector engagement: The Work Program provides compelling examples of private sector engagement to accelerate climate adaptation outcomes and strengthen local economies. The Bangladesh CARB project engages local suppliers, service providers, aggregators, off-takers, and financial institutions to promote climate-resilient technologies, livelihood diversification, and market-driven adaptation. The Guinea-Bissau project, titled Resilient Futures: Safeguarding Guinea-Bissau's Coastlines and Urban Areas from Climate Risks, will foster private sector participation through blue economy incubators, innovation labs, and the use of public-private partnerships and blended finance. The Niue project will deploy climate-resilient and low-emission technologies tailored to small island contexts, including renewable energy–powered multi-purpose infrastructure, ecosystem-based coastal protection, and innovative conservation finance instruments linked to the blue economy, while engaging private sector actors in tourism, energy, infrastructure, and ecosystem stewardship. In Solomon Islands, private sector engagement is integrated through local contracting, service delivery, and market linkages. The Sudan SCAN-2N project will engage agri-MSMEs, cooperatives, and financial intermediaries, in climate-smart agribusiness and resilient value-chain development activities. The Togo project promotes private investment through risk-sharing finance, and a partial credit guarantee to mobilize commercial lending for climate-smart urban investments.

34. Extenuating circumstances: The MTF projects in Niue and Togo were prioritized for the Work Program inclusion to enable Council approval of both the GEF Trust Fund and LDCF/SCCF portions concurrently. To enable LDCF support in the GEF-8 period for Guinea-Bissau and Sudan, projects from these LDCs were reduced in size for inclusion in this Work Program due to resource constraints. These measures reflect efforts made to facilitate almost all LDCs benefit from the LDCF support in the GEF-8 period, even under challenging circumstances. With this Work

Program and subject to an approval of a pending MSP, 44 out of the 46 LDCs eligible for support in the GEF-8 period will have accessed all or part of the GEF-8 initial cap.[8]

35. Fragility and Conflict-affected Situations (FCS): Climate change impacts can drastically compound fragility, and the Work Program places strong emphasis on supporting countries affected by fragility and conflict. Four countries, namely the Congo DR, Guinea-Bissau, Solomon Islands, and Sudan, are prioritized with interventions designed to address risks through inclusive resilience-building and strengthened governance. In the Congo DR, the AVENIR project addresses climate-related drivers of instability by supporting community-based natural resource management and strengthening local conflict-mitigation mechanisms. Similarly, in the Solomon Islands, the project aims to enhance climate-resilient service delivery, expand economic opportunities for women and youth, and strengthen urban planning and coordination in rapidly growing, underserved settlements. The SCAN-2N project in Sudan adopts conflict-sensitive, locally grounded approaches to support livelihoods, promote sustainable natural resources management, and reinforce institutional and community capacity, while averting the exacerbation of existing tensions linked to ongoing conflicts and the influx of internally displaced populations (IDPs). In Guinea-Bissau, where institutional and social fragility persists, the Resilient Futures project focuses on strengthening risk-informed planning, improving climate-resilient infrastructure and services, and enhancing disaster preparedness and institutional continuity.

36. Timing of technical approval of projects: Four of the LDCF projects included in this Work Program were among the eight proposals deferred from the December 2025 Work Program while the remaining three projects were selected from proposals recently cleared for inclusion in this Work Program. In light of prevailing resource constraints, seven technically cleared Full-Sized Project (FSP) proposals, namely four deferred from the December 2025 Work Program and three recently cleared projects, will not receive support in GEF-8, as this is the last Work Program. Beyond an MSP from an LDC that has not accessed the LDCF in the GEF-8 period (Tuvalu), six additional national MSPs are requesting LDCF support, at different stages of review and clearance. However, unless new contributions materialize, they are unlikely to be supported in the remaining GEF-8 period. These proposals have been submitted by 12 LDCs, all of which have already accessed the LDCF in the GEF-8 period or will have accessed it with this Work Program.[9] The Secretariat will explore prioritization of initiatives from affected LDCs in the GEF-9 period in line with the GEF-9 LDCF/SCCF Programming Strategy, subject to resource availability.

37. For the projects included in this Work Program, the average time from the initial PIF submission to April 15, 2026, as a proxy for CEO PIF clearance, was 310 days, due to the delays in the inclusion in the Work Program. For the December 2025 Work Program, the average time from the initial PIF submission to the CEO PIF clearance was 235 days. For the June 2025 Work Program, the average time from the initial PIF submission to the CEO PIF clearance was 232 days. The

[8] During the GEF-8 period, two LDCs, namely Bhutan and Sao Tome and Principe, graduated from the LDC status. These two LDCs accessed LDCF before graduation. Afghanistan and Myanmar did not access the LDCF in GEF-8.
[9] The seven FSPs are from Bangladesh, Benin, Eritrea, Guinea, Liberia, Mozambique, and Niger. The six MSPs are from Madagascar (2), Malawi, Nepal, Timor Leste, and Uganda.

timeliness of the project cycle is clearly negatively constrained by LDCF resource limitations, and is beyond the control of the Secretariat, Agencies, or countries, impacting streamlining efforts.

GEF-8 Achievements

38. In the GEF-8 period, the LDCF has made significant progress in supporting climate adaptation priorities in LDCs in a country driven-manner, programming resources as they become available. With this Work Program and subject to approval of pending MSPs, the LDCF is expected to achieve the following for the GEF-8 period:

- 44 out of 46 LDCs will have received grant support from the LDCF, for a total of 90 projects and programs, with 20 MTFs;[10]
- $718.20 million allocated to national projects and programs, corresponding to 78.1 percent of national programming for the GEF-8 LDCF financial scenario A, and $34.91 million for global and regional initiatives, corresponding to 55.4 percent of the global-regional set-aside for LDCF financial scenario A;
- 37.1 percent of LDCF resources programmed by IFIs;
- Key expected results, from approved projects and from this Work Program, include: 28.28 million beneficiaries reached (49.2 percent female); 15.97 million hectares of land and 0.66 million hectares of coastal and marine area brought under climate-resilient management; 1,825 policies, plan and frameworks strengthened; 5.94 million people trained; 10,442 private sector enterprises engaged;

39. The SCCF has successfully sharpened its focus for the GEF-8 period as a targeted vehicle to support climate adaptation in SIDS (Window A) and for innovation, technology transfer, and private sector (Window B). With this Work Program and subject to approval of pending MSPs, the SCCF is expected to achieve the following for the GEF-8 period:

- 28 out of 30 non-LDC SIDS will have received grant support from SCCF Window A, for a total of 25 projects;[11]
- $82.00 million allocated from SCCF-A to national projects and programs, corresponding to 91.1 percent of SCCF-A allocation to SIDS support for the GEF-8 SCCF financial scenario A;
- 15 regional and global projects will have received support from SCCF Window B;
- $17.30 million allocated to support innovative projects and programs, corresponding to 34.6 percent of SCCF-B based on the GEF-8 financial scenario A;

[10] The 90 projects comprises of: 79 projects already approved, seven projects in this Work Program, four pending MSPs under review, including a project in Tuvalu and three Challenge Program for Adaptation Innovation projects.
[11] The 25 SCCF Window A projects comprise of: 14 projects already approved, one project in this Work Program, and ten pending national MSPs.

- 17 MTFs, including five pending MSPs, supported by two SCCF windows, with the GEF Trust Fund or LDCF;[12]
- 23.6 percent programmed by IFIs;
- Key expected results, from approved projects and from this Work Program, include: 4.04 million beneficiaries reached (49.8 percent female); 33.64 million hectares of coastal and marine area and 0.18 million hectares of land brought under climate resilient management; 423 policies, plan and frameworks developed; 75,850 people trained (46.7 percent female); 712 private sector enterprises engaged.

40. Across the LDCF and SCCF, 13 projects for the winners of the Challenge Program for Adaptation Innovation have been, or expect to be, approved, for a total of $19.95 million for the GEF-8 period.

41. Additional analyses of the GEF-8 financial scenarios and country-specific access data for GEF-8 and since the LDCF/SCCF inception as of May 1, 2026 are presented in sections below. Confirmed figures for the fiscal year will be presented in the next AMR.

Distribution of LDCF Resources by Region and Agency and Co-financing

Distribution of Resources by Country and Region

42. The LDCF portion of the LDCF/SCCF Work Program comprises seven national projects. Of the seven projects, five projects are in Africa, and two projects are in Asia including one in Pacific SIDS. With this Work Program, Bangladesh, Congo DR, Guinea-Bissau, and Sudan, will access GEF-8 LDCF country resources for the first time. Additionally, with the Work Program, Senegal, Solomon Islands, and Togo will reach the $20 million country cap for GEF-8.

43. With the approval of this Work Program, the total number of LDCs reaching the $20 million cap for GEF-8 will be 27: Angola, Bhutan, Burkina Faso, Burundi, Cambodia, Central African Republic, Chad, Comoros, Djibouti, Ethiopia, Gambia, Kiribati, Lao PDR, Lesotho, Mali, Mauritania, Rwanda, Sao Tome and Principe, Senegal, Sierra Leone, Solomon Islands, Somalia, South Sudan, Tanzania, Togo, Yemen, and Zambia (see details in Table 2). Also, 16 LDCs have accessed the LDCF, below the initial cap amount. In total, 44 LDCs will have accessed LDCF support in the GEF-8 period, with this Work Program and approval of a pending MSP from Tuvalu. This demonstrates a strong track record of dedicated support to LDCs by the LDCF in the GEF-8 period.

44. Figure 1 presents the regional distribution of resources in the Work Program, inclusive of GEF project financing, Agency fees, PPGs, and PPG fees. $46.07 million, or 69.9 percent of LDCF resources, are programmed in Africa, and $19.80 million, or 30.1 percent, are in Asia.

[12] The 17 MTFs comprise of: 10 projects already approved, one project in this Work Program, and three pending SCCF-A MTFs with the GEF Trust Fund, and three pending SCCF-B MTFs, with two with the LDCF and one with the GEF Trust Fund.

45. Table 1 presents a summary of country resources from the LDCF for the Work Program, as well as for the GEF-8 period and the cumulative total since inception, as of May 1, 2026. The figures are inclusive of GEF project financing, Agence fees, PPGs and PPG fees. This table also shows the requested amounts for four pending GEF-8 MSPs, one for Tuvalu and three Challenge Program projects, which are under review. The table does not include the six FSPs that did not get included in the Work Program, and three MSPs from LDCs that have already accessed the LDCF in GEF-8. These figures will be updated at the conclusion of the GEF-8 period.

Figure 1: Regional Distribution of LDCF in June 2026 Work Program ($ million)

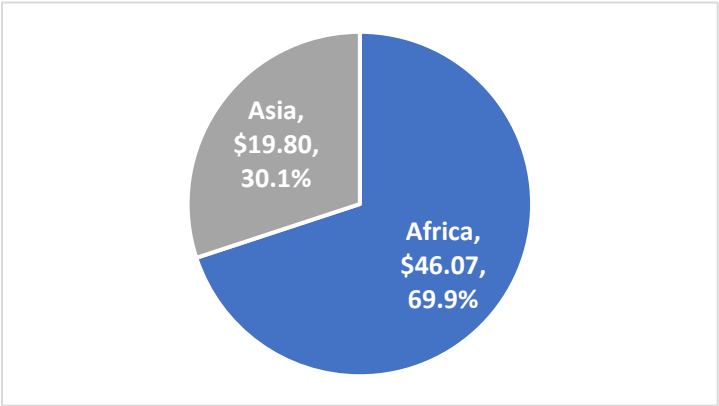

Table 1: LDCF Resource Programming by Country in June 2026 Work Program, GEF-8, and Cumulative since Fund Inception, as of May 1, 2026 ($ million)

Country	GEF-8				Cumulative Total Since Inception Inc. (A)	Cumulative Total Since Inception Inc. (A) & (C)
	June 2026 LDCF Work Program	GEF-8 Total Inc. (A)	MSPs Pending CEO Approval	GEF-8 Total Inc. (A) & (C)		
	(A)	(B)	(C)	(D)	(E)	(F)
LDCF Eligible Countries / Regional & Global						
Afghanistan		-		-	$20.16	$20.16
Angola		$20.00		$20.00	$60.63	$60.63
Bangladesh	$9.80	$9.80		$9.80	$48.19	$48.19
Benin		$10.00		$10.00	$50.67	$50.67
Bhutan		$20.00		$20.00	$60.39	$60.39
Burkina Faso		$20.00		$20.00	$60.14	$60.14
Burundi		$20.00		$20.00	$49.99	$49.99
Cambodia		$20.00		$20.00	$57.04	$57.04
Central African Republic		$20.00		$20.00	$38.24	$38.24
Chad		$20.00		$20.00	$59.95	$59.95
Comoros		$19.99		$19.99	$60.15	$60.15
Congo DR	$10.00	$10.00		$10.00	$50.11	$50.11

Country	GEF-8				Cumulative Total Since Inception Inc. (A)	Cumulative Total Since Inception Inc. (A) & (C)
	June 2026 LDCF Work Program	GEF-8 Total Inc. (A)	MSPs Pending CEO Approval	GEF-8 Total Inc. (A) & (C)		
	(A)	(B)	(C)	(D)	(E)	(F)
Djibouti		$20.00		$20.00	$52.22	$52.22
Eritrea		$10.00		$10.00	$30.22	$30.22
Ethiopia		$20.00		$20.00	$60.13	$60.13
Gambia		$20.00		$20.00	$59.64	$59.64
Guinea		$11.00		$11.00	$46.57	$46.57
Guinea-Bissau	$10.00	$10.00		$10.00	$37.10	$37.10
Haiti		$10.00		$10.00	$43.68	$43.68
Kiribati		$20.00		$20.00	$52.50	$52.50
Lao PDR		$20.00		$20.00	$57.87	$57.87
Lesotho		$20.00		$20.00	$60.85	$60.85
Liberia		$10.00		$10.00	$38.11	$38.11
Madagascar		$7.00		$7.00	$36.82	$36.82
Malawi		$15.00		$15.00	$55.15	$55.15
Mali		$20.00		$20.00	$59.16	$59.16
Mauritania		$20.00		$20.00	$55.27	$55.27
Mozambique		$10.00		$10.00	$42.06	$42.06
Myanmar		-		-	$7.45	$7.45
Nepal		$14.50		$14.50	$55.38	$55.38
Niger		$10.00		$10.00	$49.91	$49.91
Rwanda		$20.00		$20.00	$61.01	$61.01
Sao Tome and Principe		$20.00		$20.00	$56.94	$56.94
Senegal	$10.00	$20.00		$20.00	$60.18	$60.18
Sierra Leone		$20.00		$20.00	$56.78	$56.78
Solomon Islands	$10.00	$20.00		$20.00	$53.33	$53.33
Somalia		$20.00		$20.00	$59.87	$59.87
South Sudan		$20.00		$20.00	$39.77	$39.77
Sudan	$10.00	$10.00		$10.00	$52.15	$52.15
Tanzania		$19.91		$19.91	$46.05	$46.05
Timor Leste		$10.00		$10.00	$47.27	$47.27
Togo	$6.07	$20.00		$20.00	$50.20	$50.20
Tuvalu		-	$5.00	$5.00	$22.05	$27.05
Uganda		$16.00		$16.00	$56.20	$56.20
Yemen		$20.00		$20.00	$46.73	$46.73
Zambia		$20.00		$20.00	$57.29	$57.29
Africa		-		-	$10.00	$10.00

Country	GEF-8				Cumulative Total Since Inception Inc. (A)	Cumulative Total Since Inception Inc. (A) & (C)
	June 2026 LDCF Work Program	GEF-8 Total Inc. (A)	MSPs Pending CEO Approval	GEF-8 Total Inc. (A) & (C)		
	(A)	(B)	(C)	(D)	(E)	(F)
Regional		$4.79	$3.22	$8.01	$41.88	$45.10
Global		$26.90		$26.90	$61.00	$61.00
Countries That Graduated LDC Status Prior to GEF-8						
Cabo Verde		-		-	$3.61	$3.61
Equatorial Guinea		-		-	$0.22	$0.22
Maldives		-		-	$7.01	$7.01
Samoa		-		-	$21.00	$21.00
Vanuatu		-		-	$36.76	$36.76
Total	**$65.87**	**$744.89**	**$8.22**	**$753.11**	**$2,463.07**	**$2,471.29**

Distribution of Resources by Agency

46. Table 2 presents the amount of LDCF resources by GEF Agency, inclusive of GEF project financing, Agency fees, PPGs and PPG fees, for the June 2026 Work Program as well as for GEF-8 and for the cumulative total since fund inception. Figures 2, 3, and 4 present GEF Agency distribution for the Work Program, GEF-8, and the cumulative total since fund inception. Six GEF Agencies are represented in the June 2026 LDCF Work Program, namely BOAD, CI, IFAD, UNDP, UNIDO, and the World Bank. For the LDCF portion of the June 2026 Work Program, UNDP holds a 30.4 percent share, followed by IFAD, UNIDO, and the World Bank with 15.2 percent shares, respectively. The share of IFIs is 39.6 percent.

47. As shown in Figure 3, the GEF-8 LDCF portfolio shows a balance among the Agencies, with no single agency reaching the 30 percent ceiling. In the GEF-8 period, the share of IFIs, namely ADB, AfDB, BOAD, DBSA, IFAD, and the World Bank, in the LDCF programming has been significant, which stands at 37.4 percent.

Table 2: LDCF Resource Programming by Agency in June 2026 Work Program, GEF-8, and Cumulative since Fund Inception, as of May 1, 2026 ($ million)

Agency	GEF – 8				Cumulative Total since Inception	
	June 2026 LDCF Work Program		GEF-8 Total Inc. June 2026 LDCF Work Program			
	$ million	% of resources	$ million	% of resources	$ million	% of resources
ADB		-	$5.00	0.7%	$48.12	2.0%
AfDB		-	$10.00	1.3%	$190.72	7.7%
BOAD	$6.07	9.2%	$27.30	3.7%	$29.51	1.2%
CI	$9.80	14.9%	$26.44	3.5%	$37.59	1.5%
DBSA		-	$1.81	0.2%	$1.81	0.1%

Agency	GEF – 8				Cumulative Total since Inception	
	June 2026 LDCF Work Program		GEF-8 Total Inc. June 2026 LDCF Work Program			
	$ million	% of resources	$ million	% of resources	$ million	% of resources
FAO		-	$106.07	14.2%	$336.53	13.7%
IFAD	$10.00	15.2%	$98.46	13.2%	$176.36	7.2%
IUCN		-	$14.50	1.9%	$29.88	1.2%
UNDP	$20.00	30.4%	$168.04	22.6%	$971.82	39.5%
UNEP		-	$66.77	9.0%	$269.85	11.0%
UNIDO	$10.00	15.2%	$72.91	9.8%	$106.44	4.3%
World Bank	$10.00	15.2%	$136.39	18.3%	$242.57	9.8%
WWF-US		-	$11.21	1.5%	$21.86	0.9%
Total	**$65.87**	**100.0%**	**$744.89**	**100.0%**	**$2,463.07**	**100.0%**

Figure 2: Distribution of LDCF Resources by GEF Agency in June 2026 Work Program ($ million)

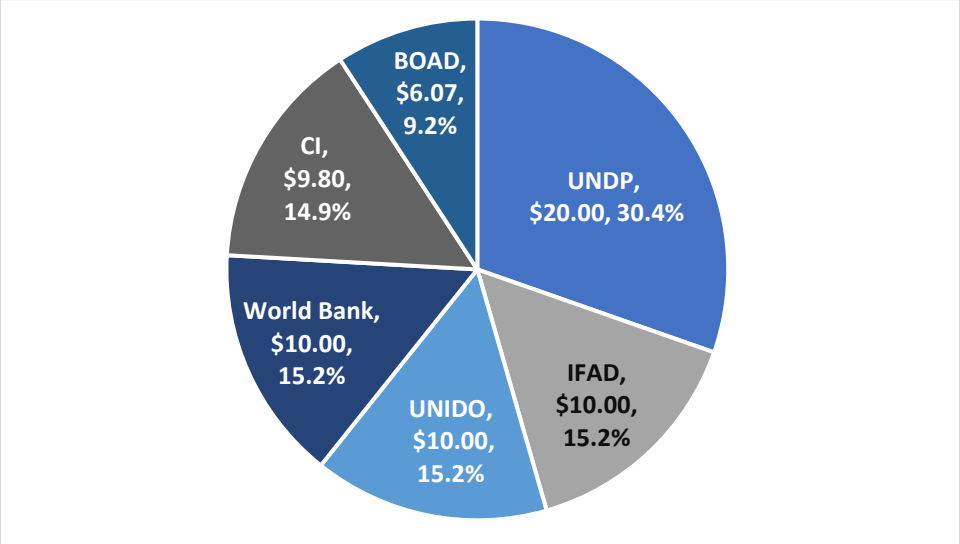

Figure 3: Distribution of LDCF Resources by GEF Agency in GEF-8 ($ million)

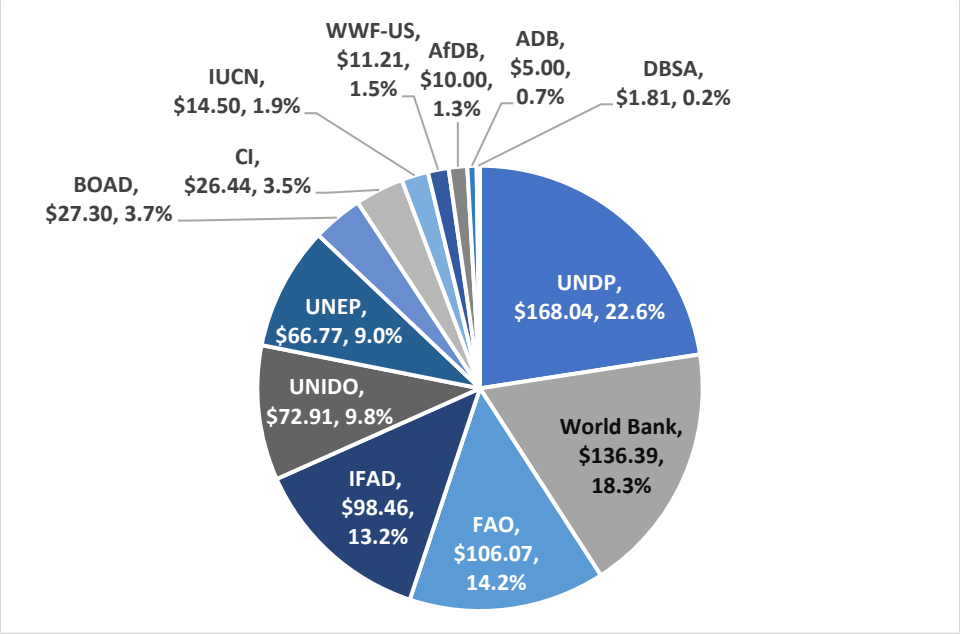

48. The Agency programming distribution of LDCF resources since fund inception, including the June 2026 Work Program, is shown in Figure 4. Various GEF Agencies have been involved in LDCF projects and programs totaling $2.46 billion since the fund's inception. Of this amount, UNDP remains with the largest, yet declining, share of project funding decisions to date, with 39.5 percent; followed by 13.7 percent by FAO, and 11.0 percent by UNEP. The share of cumulative LDCF programming by IFIs (ADB, AfDB, BOAD, DBSA, IFAD, and World Bank) is 28.0 percent.

49. The large historical UNDP share is in part due to the limited number of Agencies that were engaged in climate adaptation in the early period of LDCF operations. Over time, the number of GEF Agencies active in climate adaptation has increased, contributing to a more balanced LDCF programming and decrease in the UNDP share, which stands at 22.6 percent for the GEF-8 period.

Figure 4: Distribution of LDCF Resources by GEF Agency since Fund Inception to June 2026 Work Program ($ million)

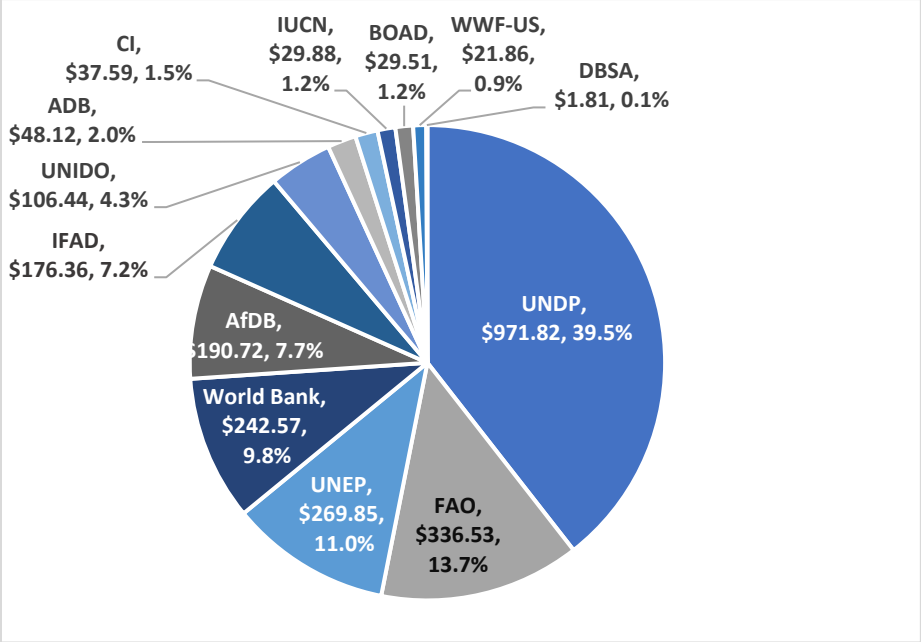

Distribution of Co-financing

50. Indicative co-financing associated with the LDCF projects for this Work Program amounts to $207.90 million, of which $198.28 million or 95.4 percent, constitutes investment mobilized. Distribution of co-financing by source in the LDCF Work Program is shown in Figure 5. For this Work Program, the GEF Agencies, namely the World Bank, IFAD, and BOAD, are the main providers of co-financing, reflecting the significant volume of resources leveraged from IFIs for adaptation action.

Figure 5: LDCF Co-Financing by Source for June 2026 Work Program ($ million)

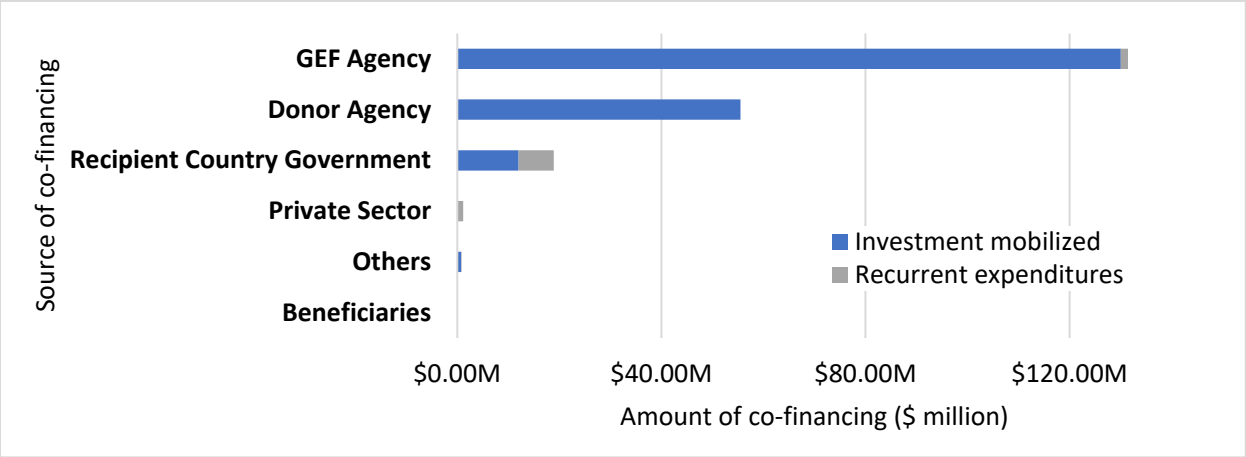

Distribution of SCCF Resources by Region and Agency and Co-financing

Distribution of Resources by Country and Region

51. The SCCF portion of the Work Program comprises one MTF project for Niue, a Pacific SIDS in Asia, jointly programing the SCCF-A and the GEF Trust Fund resources. With the approval of this Work Program, Niue will access SCCF for the first time since inception and will fully utilize SCCF-A resource to the GEF-8 country cap of $3.00 million.

52. The GEF Secretariat has continued to engage with non-LDC SIDS and GEF Agencies to raise awareness about climate adaptation support opportunities with SCCF-A SIDS window, which is a new feature for GEF-8.

53. With this Work Program, the total number of non-LDC SIDS reaching the $3 million cap of SCCF-A for GEF-8, out of 30 eligible countries, is 18, namely Barbados, Belize, Cabo Verde, Dominica, Dominican Republic, Grenada, Maldives, Marshall Islands, Micronesia, Nauru, Niue, Palau, Samoa, St. Kitts and Nevis, St. Lucia, St. Vincent and Grenadines, Suriname, and Trinidad and Tobago (see details in Table 3).

54. Ten additional non-LDC SIDS have MSPs under technical review or working with Agencies to access the initial cap in the remaining GEF-8 period. These ten countries are Antigua and Barbuda, Cook Islands, Fiji, Guyana, Jamaica, Mauritius, Papua New Guinea, Seychelles, Tonga, and Vanuatu.

55. Subject to approval of the pending MSPs, a total of 28 non-LDC SIDS are expected to have accessed SCCF-A support during GEF-8. This represents new and concrete mobilization of climate adaptation finance to SIDS with the SCCF in the GEF-8 period, filling the adaptation finance gap that exist for national projects in SIDS.

56. Figure 6 presents the distribution of SCCF resources in the Work Program by region. The figures include GEF project financing, Agency fees, PPGs, and PPG fees. For the Work Program, $3.00 million, or 100 percent of SCCF resources, is programmed in Asia.

Figure 6: Regional Distribution of SCCF Resources in June 2026 Work Program ($ million)

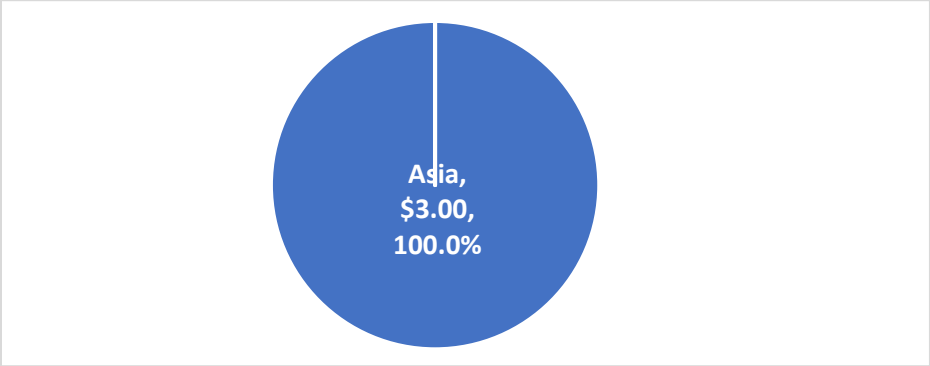

57. Table 3 presents a summary of SCCF resource allocations for the proposed Work Program, the GEF-8 period, and the cumulative funding since the Fund's inception, as of May 1, 2026. The figures are inclusive of GEF project financing, Agency fees, PPGs and PPG fees. This table also shows requested funding for 13 MSPs, comprising of 10 pending SCCF-A projects and three regional and global initiatives, including the Challenge Program for Adaptation Innovation. These MSPs, if technically cleared, will request CEO approval before the close of the GEF-8 period.

Table 3: SCCF Resource Programming by Country in June 2026 Work Program, GEF-8, and Cumulative since Fund Inception, as of May 1, 2026 ($ million)

Country	GEF-8				Cumulative Total Since Inception Inc. (A)	Cumulative Total Since Inception Inc. (A) & (C)
	June 2026 LDCF Work Program	GEF-8 Total Inc. (A)	MSPs Pending CEO Approval	GEF-8 Total Inc. (A) & (C)		
	(A)	(B)	(C)	(D)	(E)	(F)
SCCF-A & SCCF-B Eligible Countries						
Antigua and Barbuda		-	$3.00	$3.00	$6.51	$9.51
Bahamas		-		-	-	-
Barbados		$3.00		$3.00	$3.00	$3.00
Belize		$3.00		$3.00	$11.76	$11.76
Cabo Verde		$3.00		$3.00	$3.00	$3.00
Cook Islands		-	$3.00	$3.00	-	$3.00
Cuba		-		-	-	-
Dominica		$3.00		$3.00	$3.00	$3.00
Dominican Republic		$3.00		$3.00	$3.00	$3.00
Fiji		-	$3.00	$3.00	-	$3.00
Grenada		$3.00		$3.00	$3.00	$3.00
Guyana		-	$1.00	$1.00	$4.14	$5.14
Jamaica		-	$3.00	$3.00	$2.19	$5.19
Maldives		$3.00		$3.00	$3.00	$3.00
Marshall Islands		$3.00		$3.00	$3.00	$3.00
Mauritius		-	$3.00	$3.00	-	$3.00
Micronesia		$3.00		$3.00	$3.00	$3.00
Nauru		$3.00		$3.00	$3.00	$3.00
Niue	$3.00	$3.00		$3.00	$3.00	$3.00
Palau		$3.00		$3.00	$3.00	$3.00
Papua New Guinea		-	$3.00	$3.00	-	$3.00
Samoa		$3.00		$3.00	$3.00	$3.00
Seychelles		-	$3.00	$3.00	-	$3.00
St. Kitts and Nevis		$3.00		$3.00	$3.00	$3.00
St. Lucia		$3.00		$3.00	$3.00	$3.00

Country	GEF-8				Cumulative Total Since Inception Inc. (A)	Cumulative Total Since Inception Inc. (A) & (C)
	June 2026 LDCF Work Program	GEF-8 Total Inc. (A)	MSPs Pending CEO Approval	GEF-8 Total Inc. (A) & (C)		
	(A)	(B)	(C)	(D)	(E)	(F)
St. Vincent and Grenadines		$3.00		$3.00	$3.00	$3.00
Suriname		$3.00		$3.00	$3.00	$3.00
Tonga		-	$3.00	$3.00	$5.01	$8.01
Trinidad and Tobago		$3.00		$3.00	$3.00	$3.00
Vanuatu		-	$3.00	$3.00	-	$3.00
SCCF-B Eligible Countries / Regional & Global						
Albania		-		-	$2.19	$2.19
Azerbaijan		-		-	$3.08	$3.08
Bolivia		-		-	$2.33	$2.33
Bosnia-Herzegovina		-		-	$5.64	$5.64
Cambodia		-		-	$5.20	$5.20
Cameroon		-		-	$4.55	$4.55
Chile		-		-	$2.85	$2.85
China		-		-	$5.85	$5.85
Colombia		-		-	$7.50	$7.50
Costa Rica		-		-	$5.64	$5.64
Ecuador		-		-	$7.60	$7.60
Egypt		-		-	$13.71	$13.71
El Salvador		-		-	$3.33	$3.33
Eswatini		-		-	$1.89	$1.89
Ethiopia		-		-	$1.08	$1.08
Georgia		-		-	$5.93	$5.93
Ghana		-		-	$4.86	$4.86
Honduras		-		-	$3.41	$3.41
India		-		-	$10.80	$10.80
Indonesia		-		-	$5.60	$5.60
Jordan		-		-	$2.37	$2.37
Kazakhstan		-		-	$5.48	$5.48
Kenya		-		-	$10.39	$10.39
Kyrgyz Republic		-		-	$5.50	$5.50
Lebanon		-		-	$7.86	$7.86
Mexico		-		-	$7.47	$7.47
Moldova		-		-	$4.81	$4.81
Mongolia		-		-	$1.79	$1.79
Morocco		-		-	$19.20	$19.20

Country	GEF-8				Cumulative Total Since Inception Inc. (A)	Cumulative Total Since Inception Inc. (A) & (C)
	June 2026 LDCF Work Program	GEF-8 Total Inc. (A)	MSPs Pending CEO Approval	GEF-8 Total Inc. (A) & (C)		
	(A)	(B)	(C)	(D)	(E)	(F)
Mozambique		-		-	$1.05	$1.05
Namibia		-		-	$5.22	$5.22
Nicaragua		-		-	$6.60	$6.60
Nigeria		-		-	$5.20	$5.20
Pakistan		-		-	$3.72	$3.72
Peru		-		-	$2.31	$2.31
Philippines		-		-	$6.99	$6.99
South Africa		-		-	$5.92	$5.92
Sri Lanka		-		-	$3.50	$3.50
Tajikistan		-		-	$3.22	$3.22
Tanzania		-		-	$1.09	$1.09
Thailand		-		-	$1.00	$1.00
Tunisia		-		-	$6.16	$6.16
Turkmenistan		-		-	$3.50	$3.50
Viet Nam		-		-	$9.00	$9.00
Zimbabwe		-		-	$5.56	$5.56
Regional		$3.60	$1.08	$4.68	$65.29	$66.37
Global		$10.62	$2.00	$12.62	$43.60	$45.60
Total	**$3.00**	**$68.22**	**$31.08**	**$99.30**	**$427.43**	**$458.51**

Distribution of Resources by Agency

58. Table 4 presents the total amount of SCCF resources by GEF Agency, inclusive of GEF project financing, Agency fees, PPGs and PPG fees, for the June 2026 Work Program, the GEF-8 period, and the cumulative funding since the Fund's inception. Figures 7, 8, and 9 present GEF Agency distribution for the Work Program, GEF-8, and the cumulative total since fund inception. One GEF Agency, UNDP, is represented in the June 2026 SCCF Work Program.

59. As shown in Figure 8, the GEF-8 SCCF portfolio involves fewer GEF Agencies than the LDCF portfolio, suggesting that SIDS may have a more limited range of Agency options for climate adaptation and innovation support during the GEF-8 period. FAO accounts for the highest share at 39.6 percent, or $27.00 million, significantly exceeding the 30.0 percent ceiling for SCCF-A.[13] The share of IFIs in the GEF-8 period is 16.3 percent.

Table 4: SCCF Resource Programming by Agency in June 2026 Work Program, GEF-8, and Cumulative since Fund Inception, as of May 1, 2026 ($ million)

Agency	GEF - 8				Cumulative Total since Inception	
	June 2026 SCCF Work Program		GEF-8 Total Inc. June 2026 SCCF Work Program			
	$ million	% of resources	$ million	% of resources	$ million	% of resources
ADB		-	$6.60	9.7%	$19.15	4.5%
AfDB		-		-	$13.11	3.1%
CAF		-	$3.00	4.4%	$12.81	3.0%
CI		-	$2.56	3.8%	$6.94	1.6%
EBRD		-		-	$17.72	4.1%
FAO		-	$27.00	39.6%	$51.36	12.0%
IADB		-		-	$6.64	1.6%
IFAD		-		-	$42.72	10.0%
UNDP	$3.00	100.0%	$12.00	17.6%	$101.19	23.7%
UNEP		-	$1.74	2.5%	$37.07	8.7%
UNIDO		-	$9.98	14.6%	$18.04	4.2%
World Bank		-	$1.50	2.2%	$95.04	22.2%
WWF-US		-	$3.85	5.6%	$5.65	1.3%
Total	**$3.00**	**100.0%**	**$68.22**	**100.0%**	**$427.43**	**100.0%**

[13] Under the GEF-8 SCCF-A Financial Scenario A, the total country resources are $90.00 million ($3.00 million per country for 30 non-LDC SIDS). If all remaining SIDS fully access the $3.00 million initial cap, the FAO programming of $27.00 million accounts for 30 percent of the total SCCF-A resources, without any additional FAO projects.

Figure 7: Distribution of SCCF Resources by GEF Agency in June 2026 Work Program ($ million)

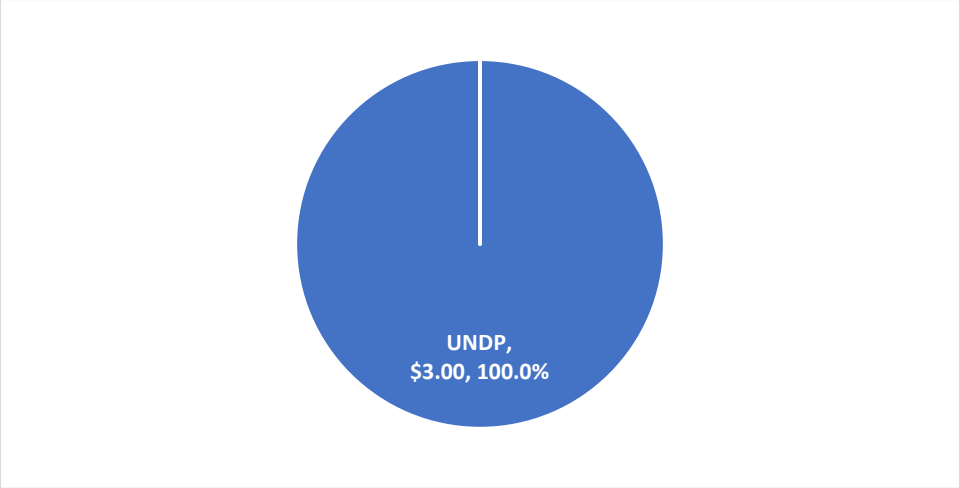

Figure 8: Distribution of SCCF Resources by GEF Agency in GEF-8 ($ million)

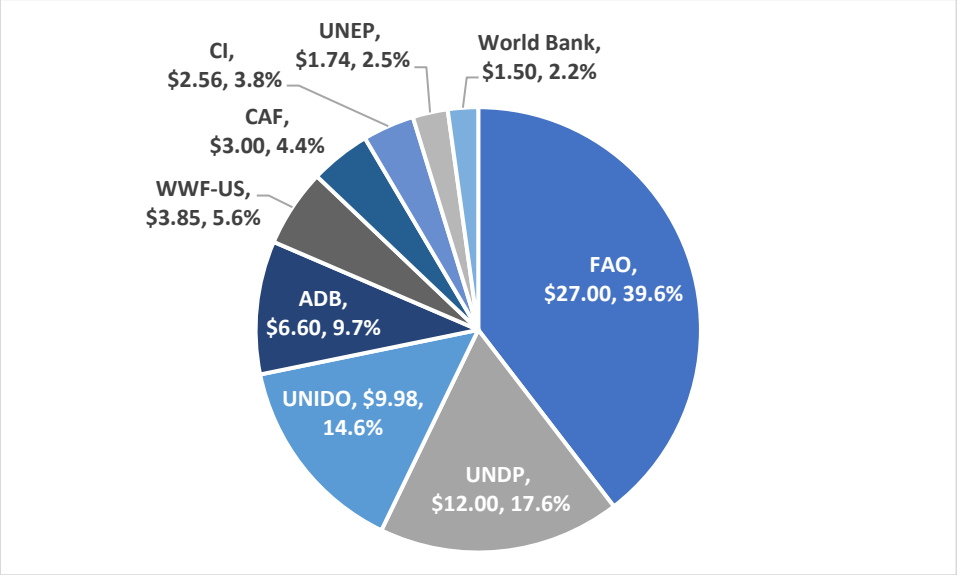

60. The Agency programming distribution of SCCF resources since fund inception, including the June 2026 Work Program, is shown in Figure 9. Various GEF Agencies have been involved in SCCF projects and programs totaling $427.43 million since the fund inception, inclusive of SCCF-A and SCCF-B. The cumulative distribution is relatively balanced with all Agencies with shares under 25.0 percent; the largest share is 23.7 percent by UNDP, followed by 22.2 percent by the World Bank.

Figure 9: Distribution of SCCF Resources by GEF Agency since Fund Inception to June 2026 Work Program ($ million)

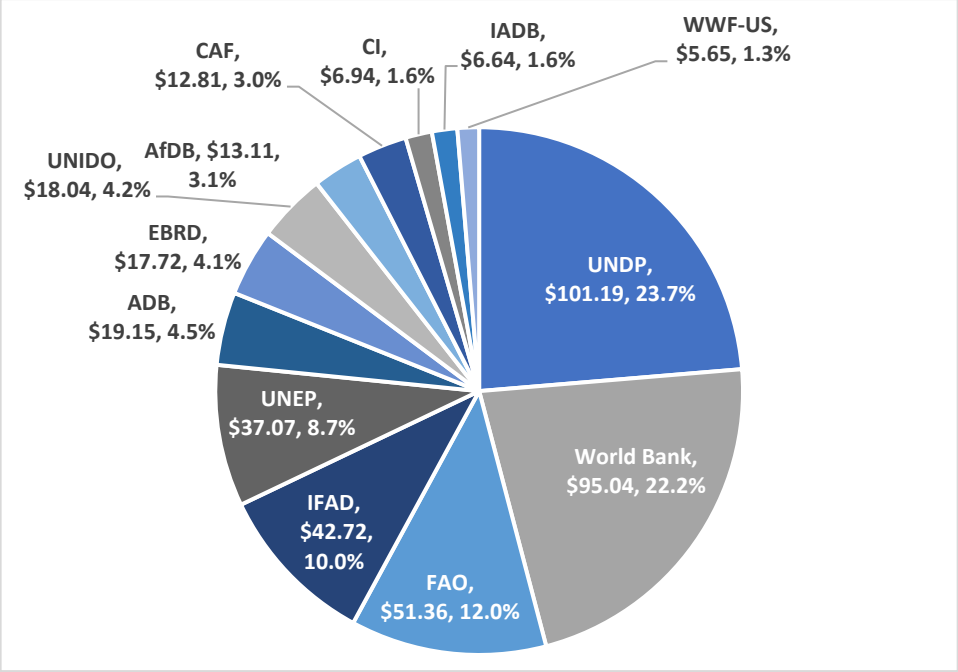

Distribution of Co-financing

61. Indicative co-financing associated with the SCCF project for this Work Program amounts to $9.84 million. Distribution of co-financing by source in the SCCF Work Program is shown in Figure 10. For the project in Niue, the donor agencies, such as the Government of New Zealand, Adaptation Fund, and ADB, are the main providers of co-financing.

Figure 10: SCCF Co-Financing by Source for June 2026 Work Program ($ million)

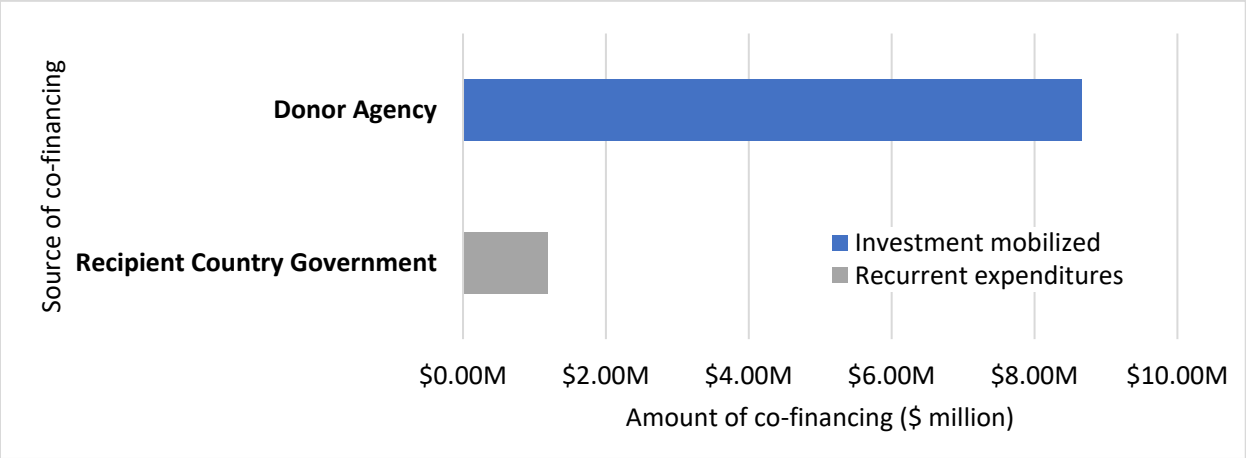

Analysis of Key Risks

62. The risk profile of the LDCF/SCCF Work Programs is presented along the GEF Risk Appetite endorsed at the 66th GEF Council in February 2024. Under the Context risk dimension, risk is rated as Substantial (3.0) for both the LDCF and the SCCF. For the Innovation dimension, risk is rated as Substantial (2.6) for the LDCF and Moderate (2.0) for the SCCF. Under the Execution dimension, risk is rated as Substantial (2.6) for the LDCF and Moderate (2.0) for the SCCF.

63. These ratings are based on a four-point scale, where 1 = Low, 2 = Moderate, 3 = Substantial, and 4 = High. These ratings are based on Agencies' assessments of project risks and planned mitigants, with scores reflecting residual risk after mitigation. To align project-level ratings across nine risk categories with GEF's risk appetite (Substantial for Context, High for Innovation, Moderate for Execution), Table 5 provides an average for each dimension, calculated using the highest category rating per project. This approach produces slightly higher dimension-level ratings than category-level ratings. The average ratings across the two Work Programs since adopting the GEF Risk Appetite are presented from a comparative perspective.

Table 5: Risk Profiles of June 2026 Work Program
(Rating: 1 Low – 4 High)

Category	LDCF		SCCF	
	June 2026 Work Program	Ave. across WPs (June 2024-June 2026)	June 2026 Work Program	Ave. across WPs (June 2024-June 2026)
CONTEXT	**3.0**	**3.0**	**3.0**	**2.5**
Climate	2.9	2.7	2.0	2.3
Environmental & Social	2.6	2.5	3.0	2.5
Political & Governance	2.7	2.3	1.0	1.5
INNOVATION	**2.6**	**2.0**	**2.0**	**2.3**
Institutional & Policy	2.3	2.0	2.0	2.0
Technological	2.0	1.6	2.0	2.0
Financial & Business Model	2.2	1.8	2.0	2.3
EXECUTION	**2.6**	**2.4**	**2.0**	**2.3**
Capacity	2.4	2.2	2.0	2.3
Fiduciary	1.9	2.0	2.0	2.0
Stakeholder	2.3	1.9	2.0	1.8

Context Risk Dimension

64. Under the Context risk dimension, the average risk rating is 3.0 (Substantial) for both the LDCF and the SCCF. For the LDCF, Climate is the highest-rated category at 2.9, followed by Political and Governance (2.7) and Environmental and Social (2.6).

65. In the Congo DR, the AVENIR project rates climate risk as High: the country ranks 169th out of 185 countries for climate vulnerability on the Notre Dame Global Adaptation Index, and project sites are vulnerable to extreme weather events including floods and droughts as well as

general impacts of climate change. Mitigants include direct interventions such as reforestation, agroforestry, climate-smart agriculture, and sustainable land management, alongside extensive community engagement. In Sudan, the SCAN-2N project also rates climate risk as High, as extreme events risk damaging infrastructure, delaying implementation, and destroying restoration sites; mitigants include designing climate-resilient infrastructure, integrating risk-informed planning and an adaptive implementation approach, and strengthening Disaster Risk Management and Early Warning Systems capacity.

66. Political and Governance risk is the highest-rated context category for the LDCF. In the Congo DR (AVENIR), this risk is High, driven by years of conflict and political instability; mitigants include strengthening governance structures for natural resource management, engaging government and local authorities for policy alignment, and fostering transparent and accountable structures through civil society organizations.

67. For the Environmental and Social category, Sudan's SCAN-2N project rates this risk as High, as limited community buy-in, health and safety risks from infrastructure works, and the potential for new management systems governing grazing and water use to exacerbate tensions between user groups. Mitigants include continuous sensitization and participatory design, conflict-sensitive strategies, implementation of a Gender Action Plan and Environmental and Social Management Plan, and establishment of transparent grievance mechanisms to ensure equitable access for all groups.

68. For the SCCF, the Niue IECI project records Substantial Environmental and Social risk related to e-waste management and exclusion of vulnerable groups, mitigated through Environmental and Social Safeguards and a Grievance Redress Mechanism. Climate and Political and Governance risks are Moderate and Low respectively, reflecting Niue's stable governance environment.

Innovation Risk Dimension

69. The Innovation risk dimension carries a Substantial rating at 2.6 for the LDCF and a Moderate rating at 2.0 for the SCCF. Agencies assessed innovation risks across three categories, Institutional and Policy (2.3), Technological (2.0), and Financial and Business Model (2.2).

70. In Sudan (SCAN-2N), Institutional and Policy risk is rated High, reflecting the risk of misalignment or slow uptake of Climate-Smart Agriculture and Ecosystem-based Adaptation into official policies and plans; mitigants include embedding interventions directly into state development plans, supporting multi-stakeholder committees, and strengthening governance and regulatory mechanisms. In Guinea-Bissau, the Financial and Business Model risk is rated Substantial, driven by insufficient investment from co-financiers and private sector players; mitigants include actively engaging co-financiers during project design, developing partnerships to leverage funding, integrating innovative finance approaches such as Blue Economy Incubators, and creating clear business cases to demonstrate returns on investment. In Senegal, Financial and Business Model risk is also rated Substantial, as private-sector engagement in Nature-based Solutions is weak and innovative business models may fail to attract sustainable investment;

mitigants include providing capacity-building on business planning and financial literacy, piloting blended-finance approaches, and de-risking private participation through targeted grants and technical assistance.

71. Technological risk is rated Substantial in Guinea-Bissau, where a lack of robust and reliable data for conducting comprehensive climate risk assessments constrains the design and scaling of interventions; mitigants include establishing partnerships with academic and research institutions, investing in local data collection, and building local capacity for data analysis and interpretation. In Sudan, technological risk is rated Moderate, with the risk that technologies may not perform effectively under local conditions or may face maintenance challenges; mitigants include pilot testing prior to scale-up, capacity building for local technicians, and technical backstopping from the Agricultural Research Corporation and the Water Harvesting Research Institute.

72. For the SCCF, the Niue IECI project carries Moderate innovation risk, with Financial and Business Model risk addressed through a hybrid financing model combining user-fee mechanisms and the Niue Ocean Wide (NOW) Trust Fund. Technological risk is moderated through robust design standards, stress-testing, hands-on training, and procurement arrangements that include warranties and spare parts.

Execution Risk Dimension

73. Execution risk is rated Substantial (2.6) for the LDCF and Moderate (2.0) for the SCCF, across Capacity for Implementation (2.4), Stakeholder (2.3), and Fiduciary (1.9) categories.

74. In Sudan (SCAN-2N), both Capacity and Stakeholder risks are rated High. On capacity, limited institutional and human resource capacity and the risk of brain drain are identified as key concerns; mitigants include training-of-trainers, capacity building in state and national institutions, integration of universities and vocational institutions, and targeted partnerships with UN agencies. On stakeholder risk, communities may resist new land uses or Climate-Smart Agriculture practices, and private sector actors may disengage from value chains; mitigants include participatory planning and demonstrating clear livelihood benefits, tailored engagement with community and religious leadership, and risk-sharing models for cooperatives and the private sector. In Congo DR (AVENIR), capacity risk is rated Substantial, reflecting weak governance structures, inadequate human and financial resources, and the risk of political interference; mitigants include strengthening local institutions through training, promoting inclusive decision-making, fostering partnerships with non-governmental organizations, and providing ongoing technical support, building on the financial structures of ongoing predecessor projects. In Guinea-Bissau, capacity risk is also Substantial, as government entities and stakeholders may face limitations in absorbing capacity development efforts; mitigants include developing tailored training programs based on baseline capacity assessments, providing ongoing technical assistance and mentoring, and establishing feedback mechanisms to adapt training to evolving needs.

75. For the SCCF, the Niue IECI project carries Moderate execution risk across all categories, with UNDP fiduciary oversight and phased implementation accounting for cyclone seasons as key mitigants.

Expected Results and Impacts

76. The Work Program covers interventions to deliver adaptation benefits aligned with the national priorities and the GEF-8 Programming Strategy. The results framework for adaptation to climate change for the LDCF and SCCF (2022-2026) comprises of five core indicators. Contributions to the core indicators of the LDCF and SCCF projects proposed in the Work Program are summarized in Table 6 and 7, respectively. The Corporate Scorecard includes a section on core indicators for adaptation, tracked at the CEO endorsement, mid-term, and terminal stages.

77. Age-disaggregated data will be requested as sub-indicators for core indicators 1 and 4, to be used as relevant for each project at the CEO endorsement, mid-term review, and terminal evaluation stages. The data can help inform the impact of LDCF/SCCF interventions on the youth.

Table 6: Expected Indicators for June 2026 LDCF Work Program

Indicator	Description	Expected results	Female ratio (%)
Core Indicator 1	Number of direct beneficiaries	951,217	50.1%
Core Indicator 2 (a)	Area of land under climate-resilient management (ha)	44,750	
Core Indicator 2 (b)	Coastal and marine area under climate-resilient management (ha)	32,518	
Core Indicator 3	Total number of policies, plans, and frameworks that will mainstream climate resilience	32	
Core Indicator 4	Number of people trained or with awareness raised	13,225	48.5%
Core Indicator 5	Number of private sector enterprises engaged in climate change adaptation and resilience action	736	

Table 7: Expected Indicators for June 2026 SCCF Work Program

Indicator	Description	Expected results	Female ratio (%)
Core Indicator 1	Number of direct beneficiaries	1,142	59.0%
Core Indicator 2 (a)	Area of land under climate-resilient management (ha)	60	
Core Indicator 2 (b)	Coastal and marine area under climate-resilient management (ha)	31,814,000	
Core Indicator 3	Total number of policies, plans, and frameworks that will mainstream climate resilience	5	
Core Indicator 4	Number of people trained or with awareness raised	250	52.0%
Core Indicator 5	Number of private sector enterprises engaged in climate change adaptation and resilience action	5	

78. The expected key results for the portfolio of LDCF and SCCF projects supported in the GEF-8 period, as of May 1, 2026, are presented in the GEF-8 Achievements section, above.

Cross-cutting Priorities

Policy Coherence

79. Policy coherence is a core cross-cutting principle of GEF-8 programming, and accordingly the GEF Secretariat assesses the potential policy coherence impacts of LDCF and SCCF projects and programs at the design stage. Consistent with the approach applied under the GEF Trust Fund Work Program, this assessment considers whether projects are likely to foster policy alignment and coherence across sectors and scales, undertake cross-sectoral reviews of relevant national and sub-national policies, and support integrated and comprehensive planning, coordination, and knowledge exchange across line ministries and institutions. It also assesses the extent to which projects strengthen multi-stakeholder and multi-level governance arrangements at national and local levels, thereby enhancing the enabling environment for sustained and coherent climate adaptation action.

80. For the LDCF and SCCF, Core Indicator 3 enables the GEF to capture how the proposals can support elements of policy coherence across various dimensions. All proposals in the Work Program contain activities to facilitate policy coherence including collectively strengthening climate adaptation in over 35 policies, plans, or framework. For instance, the LDCF project in Senegal will integrate nature-based solutions for flood risk management into a total of 15 national, sectoral, and subnational planning frameworks, while fostering inclusive governance platforms that bring together water, environment, agriculture, and urban planning authorities alongside local governments and civil society. In Guinea-Bissau, the project is also promoting coherence between national adaptation priorities and local implementation through risk-informed spatial planning, strengthened regulatory frameworks, and improved coordination across institutions responsible for coastal management, disaster risk reduction, and urban development. Similarly, the Niue project is contributing to the integration of climate, energy, and biodiversity risk information into national and local planning, regulatory, and investment processes, thereby ensuring that adaptation and resilience objectives are consistently reflected across sectors. The Sudan project will also mainstream ecosystem-based adaptation and climate-smart agriculture into state and local development plans, reinforcing land, water, and forest management policies, and supporting multi-stakeholder adaptation platforms that link national strategies with community-level action.

Gender

81. In line with the GEF's Policy on Gender Equality and related guidance, all projects in this Work Program have integrated gender considerations at the design stage. Each proposal was developed through gender-responsive analyses and stakeholder consultations that included women's organizations, community groups, and representatives of government departments in charge of gender or social issues. Projects were designed to ensure equitable benefits for women

and men, with specific targets to increase women's participation, leadership, and access to resources. Some projects explicitly indicated that at least 50 percent of beneficiaries are women. Across the portfolio, the projects embedded gender equality and women's empowerment measures through inclusive planning, governance and decision-making, targeted livelihood and financial support, gender sensitization and addressing systematic inequalities and gender-based violence in agriculture, fisheries, water, cities and addressing climate risks.

82. In Bangladesh, gender considerations are integrated throughout design, implementation, and monitoring and evaluation through gender-inclusive consultations, a commitment to at least 50 percent women beneficiaries, gender-disaggregated monitoring, and support for women's economic resilience through livelihood diversification, financial literacy, business planning, and access to formal finance.

83. In Congo DR, the AVENIR project applies gender-responsive approaches across planning, implementation, and monitoring, with attention to women's participation in local coordination structures, access to livelihood support, and economic empowerment through climate-resilient value chains and green entrepreneurship.

84. In Guinea-Bissau, the Resilient Futures project embeds gender equality across risk-informed spatial planning, community-based adaptation, and private sector engagement. Women's groups and women-led enterprises are prioritized in capacity-building activities, community grant mechanisms, and blue economy incubation, with specific measures to support women's participation in coastal adaptation, disaster risk management, and climate-resilient livelihoods. Gender-disaggregated data and indicators are applied to guide implementation and strengthen institutional learning on gender-responsive adaptation.

85. The Niue IECI project integrates gender responsive consideration into the climate-resilient infrastructure design, ecosystem restoration, disaster preparedness, and community stewardship activities. These interventions are intended not only to reduce women's vulnerability to climate risks, but also to strengthen women's leadership, skills, and economic participation in climate resilience and ecosystem stewardship initiatives.

86. In Solomon Islands, gender equality is systematically embedded in the project design, implementation, and the results framework. The project is informed by a gender analysis and includes explicit targets for women's participation in training, employment, and community works, alongside measures to reduce barriers to participation and referrals for gender-based violence support services. These interventions are intended not only to reduce women's vulnerability to climate shocks, particularly flooding, but also to strengthen their agency and economic inclusion through paid work placements, training, and community participation.

87. In Sudan, gender considerations are mainstreamed across the SCAN-2N project in recognition of the disproportionate climate risks and structural barriers faced by women, including constraints in access to land, finance, extension services, and decision-making. The project sets explicit gender targets, promotes women's leadership in community institutions and

multi-stakeholder platforms, and targets women- and youth-led enterprises through access to finance, business development services, and climate-smart value chains.

88. The Togo project mainstreams gender equality and women's empowerment across governance, financing, skills development, and implementation of climate-resilient urban interventions. It recognizes the heightened vulnerability of women and girls in flood-prone areas of Lomé and includes targeted measures such as women's representation in decision-making bodies, support for women-led enterprises through climate finance mechanisms, and gender-responsive design of mobility, drainage, and public-space interventions.

89. All projects considered in this Work Program are accompanied by robust Gender Action Plans (GAPs), with indication of plans for implementation, monitoring and reporting. Projects have included actions to ensure that the best practices and lessons learned from a gender perspective are captured and disseminated, and that gender-specific results will be monitored and reported on as part of the project' monitoring and evaluation component.

90. As a good practice, during project review, recommendations were made to ensure that human and financial resources are allocated to implement GAPs and to monitor, report, and scale up gender-responsive results during project implementation.

Programming Status of GEF-8 Financial Scenarios

91. With the approval of this Work Program, a total of $744.89 million will be programmed under the LDCF during the GEF-8 period (excluding pending MSPs), consisting of $713.20 million for national projects and programs and $31.69 million for global and regional support, including the Challenge Program for Adaptation Innovation. Under financial scenario A of $1.00 billion for the LDCF, approved in the GEF-8 LDCF/SCCF Programming Strategy, progress towards national programming has reached approximately 77.5 percent of the expected $920.00 million. The progress on regional and global programming is at 50.3 percent of the expected $63.00 million, as the Secretariat prioritized national projects.

92. In addition, if all the pending MSPs reach technical clearance and CEO approval by the close of the GEF-8 period, a total of $753.11 million is expected to be programmed under the LDCF during GEF-8, including $718.20 million for national projects and $34.91 million for global and regional initiatives. Under the LDCF financial scenario A, the progress for national programming is projected to reach approximately 78.1 percent of the expected $920.00 million, while regional and global programming will reach 55.4 percent of the anticipated $63.00 million.

93. Table 8 summarizes the two approved GEF-8 LDCF financial scenarios and programming progress to date. During the first half of the GEF-8 period, the LDCF has benefited from strong donor support reflected in successful pledging sessions at COP 26 (2021, near the end of GEF-7), COP 27 (2022), and COP 28 (2023). Contributions were programmed in a timely manner. FY24 saw the largest amount programmed for the LDCF since inception, with over $400 million.

94. However, the LDCF received lower levels of contributions in the second half of GEF-8, which corresponds to the period of geopolitical tensions and uncertainties in the climate finance provision. As noted in the section on factors considered for the Work Program, resource constraints prevent seven technically cleared proposals from being supported during GEF-8, and these will therefore be automatically dropped at the close of the cycle. Additional national MSPs remain unfunded. They were submitted by LDCs that have already accessed LDCF support in the GEF-8 period, under the initial cap. Others may have chosen not to submit proposals in light of the resource constraint. Efforts have been made to support as many LDCs as feasible in the GEF-8 period. Accordingly, Guinea-Bissau and Sudan were requested to reduce their project budgets to enable them to be included in this final Work Program. The planned pledging session at COP 30 was cancelled following donor responses indicating that prospective pledges to the LDCF would be insufficient to justify the pledging session. This was consistent with similar experience at COP 29.

Table 8: LDCF Financial Scenarios for GEF-8 and Programming Progress, as of May 1, 2026 ($ million)

Programming and Budget Elements	GEF-8 Financial Scenario	Current Programming (incl. June 2026 Work Program)	Current Programming (incl. June 2026 Work Program & Pending MSPs)
LDCF Scenario A: 1 billion			
Initial cap per country (46 LDCs at $20 million)	$920.00	$713.20	$718.20
Challenge Program for Adaptation Innovation	$30.00	$31.69	$34.91
Regional and global projects and initiatives	$33.00		
Dedicated programs	$8.00	$14.13	$14.13
Administrative expenses[14]	$9.00		
Scenario A Total	**$1,000.00**	**$759.02**	**$767.24**
LDCF Scenario B: 1.3 billion			
Initial cap per country (46 LDCs at $20 million)	$920.00	$713.20	$718.20
Reserve to go beyond initial cap for national projects	$193.00	$0.00	$0.00
Challenge Program for Adaptation Innovation	$40.00	$31.69	$34.91
Regional and global projects and initiatives	$130.00		
Dedicated Programs	$8.00	$14.13	$14.13
Administrative expenses	$9.00		
Scenario B Total	**$1,300.00**	**$759.02**	**$767.24**

[14] The administrative expenses include the actual budget for FY23, FY24, FY25, as well as the approved budget for FY26 for the GEF Secretariat, STAP, IEO, and the Trustee.

95. Table 9 presents the approved SCCF financial scenarios and the corresponding programming progress under each scenario. Window A, which supports SIDS adaptation priorities has received contributions from an increasing number of donors in the GEF-8 period.

96. With the approval of this Work Program, a total of $68.22 million will be programmed, including $54.00 million for national projects and programs in non-LDC SIDS through SCCF-A, and $14.22 million for global and regional support, including the Challenge Program for Adaptation Innovation, through SCCF-B. Under Financial Scenario A of $200.00 million for the SCCF, approved as part of the GEF-8 LDCF/SCCF Programming Strategy, the progress for national projects and programs has reached approximately 60.0 percent of the expected $90.00 million national programming based on $3.00 million initial cap per country. The progress for regional and global programming stands at 28.4 percent of the expected $50.00 million.

97. If the pending SCCF MSPs are technically cleared and CEO approved by the close of the GEF-8 period, a total of $99.30 million will be programmed under the SCCF during GEF-8 period, including $82.00 million for national projects and programs in SCCF Window A and $17.30 million for global and regional support in SCCF Window B. Under the GEF-8 financial scenario A, the progress for national projects and programs will reach approximately 91.1 percent of the expected $90.00 million national programming. This is a significant achievement to serve the adaptation priorities of non-LDC SIDS since SCCF Window A has been reconfigured in GEF-8 to focus on enhancing exclusive access for SIDS. The progress on regional and global programming will be 34.6 percent of the expected $50.00 million. This is in part due to lower levels of contributions to SCCF Window B.

Table 9: SCCF Financial Scenarios for GEF-8 and Programming Progress ($ million), as of May 1, 2026 ($ million)

Programming and Budget Elements	GEF-8 Financial Scenario	Current Programming (incl. June 2026 Work Program)	Current Programming (incl. June 2026 Work Program & Pending MSPs)
SCCF Scenario A: $200 million			
Window A (adaptation support for SIDS)			
Initial cap (30 SIDS at $3 million per SIDS)	$90.00	$54.00	$82.00
Window B (innovation, technology transfer, private sector)			
National projects (all developing countries)	$53.50	$0.00	$0.00
Challenge Program for Adaptation Innovation	$30.00	$14.22	$17.30
Regional and global projects and initiatives	$20.00		
Windows A and B (shared expenses)			
Dedicated Programs	$2.00	$4.76	$4.76
Administrative expenses[15]	$4.50		
Scenario A Total	**$200.00**	**$72.99**	**$104.07**
SCCF Scenario B: $400 million			
Window A (adaptation support for SIDS)			
Initial cap (30 SIDS at $6.5 million per SIDS)	$195.00	$54.00	$82.00
Window B (innovation, technology transfer, private sector)			
National projects (all developing countries)	$118.50	$0.00	$0.00
Challenge Program for Adaptation Innovation	$40.00	$14.22	$17.30
Regional and global projects and initiatives	$40.00		
Windows A and B (shared expenses)			
Dedicated Programs	$2.00	$4.76	$4.76
Administrative expenses	$4.50		
Scenario B Total	**$400.00**	**$72.99**	**$104.07**

[15] The administrative expenses include the actual budget for FY23, FY24, FY25, as well as the approved budget for FY26 for the GEF Secretariat, STAP, IEO, and the Trustee.

LDCF Project Descriptions

98. **Bangladesh:** *Enhancing Coastal Adaptation and Resilience in Bangladesh (CARB)* (GEF ID: 12014); GEF Agency: CI; GEF Project Financing: $8,840,826 (LDCF); Co-financing: $7,625,163. The project seeks to enhance coastal climate adaptation and resilience in Bangladesh through community-led mangrove restoration, strengthened subnational planning capacities, and improved access to finance and markets for climate-resilient livelihoods in the Greater Sundarbans area. Key interventions include restoration of mangrove ecosystems using ecosystem- and hydrological-based approaches, adoption of diversified climate-resilient livelihood practices by vulnerable coastal households, integration of ecosystem-based adaptation measures into Union-level development plans, and support for financial literacy, enterprise development, and market linkages for mangrove- and ecosystem-based value chains. The project is expected to deliver measurable adaptation results including 43,050 direct beneficiaries, of whom 50.0 percent are women, benefiting from improved livelihoods and adaptive capacity; 430 hectares of land areas brought under climate-resilient management; approximately 118.3 hectares of coastal and marine areas for climate resilience; strengthening of two policies, plans, or institutional frameworks for climate adaptation; and 2,270 people trained or reached through awareness-raising activities, with women representing 50.0 percent of participants, thereby contributing to improved coastal protection, livelihood resilience, and institutional capacity for ecosystem-based climate adaptation consistent with Bangladesh's NAP.

99. **Congo DR:** *Inclusive and Resilient Agricultural and Rural Entrepreneurship in Democratic Republic of Congo (AVENIR)* (GEF ID: 11883); GEF Agency: IFAD; GEF Project Financing: $8,932,420 (LDCF); Co-financing: $46,700,000. The project aims to build community resilience, reduce vulnerability, and strengthen adaptive capacities to climate hazards in the provinces of Congo Central, Kwilu, Kwango, and Haut Katanga by promoting resilient agriculture, sustainable natural resource management, and strengthened local capacities. It will support resilient agricultural production systems through the dissemination of drought-tolerant crop varieties, climate-smart and solar-powered irrigation, improved post-harvest practices, and gender-responsive livelihood opportunities, while enhancing community-based forest and land management through reforestation, agroforestry, restoration of degraded production landscapes, and promotion of non-timber forest products. A third component will strengthen institutional capacity, knowledge management, and monitoring and evaluation, including training, knowledge exchange platforms, and integration of climate resilience into local development planning. The project is expected to deliver direct adaptation benefits to 200,000 people, of whom 50.0 percent are female; improve climate-resilient management of 4,000 hectares of land; support six policies, plans, or institutional frameworks for climate adaptation, train 3,000 people with equal participation of women; and engage 200 private sector enterprises in climate change adaptation and resilience, thereby contributing to improved food and nutrition security, enhanced ecosystem resilience, and sustainable, inclusive rural development.

100. **Guinea-Bissau:** *Resilient Futures: Safeguarding Guinea-Bissau's Coastlines and Urban Areas from Climate Risks* (GEF ID: 11890); GEF Agency: UNDP; GEF Project Financing: $8,932,420 (LDCF); Co-financing: $42,000,000. The project aims to strengthen the adaptive

capacity of coastal and urban communities, critical infrastructure, and ecosystems in Guinea-Bissau by addressing escalating climate risks, such as coastal erosion, flooding, and climate-related disasters, through an integrated and gender-responsive approach. It will deliver risk-informed spatial planning and climate risk assessments to guide adaptation investments; implement priority climate-resilient infrastructure and ecosystem-based measures in urban, peri-urban, and coastal areas; strengthen community-based disaster risk management, preparedness, and early warning systems; and enhance institutional coordination, knowledge management, and access to innovative finance, including private sector engagement in the blue economy. The project is expected to directly benefit 120,000 people, of whom 53.0 percent are women, improve climate-resilient management across 32,400 hectares of coastal and marine areas, support three policies, plans, or frameworks to mainstream climate resilience, train 1,200 people across government, communities, and civil society, and engage five private sector enterprises in climate change adaptation and resilience actions. Through these results, the project will enhance protection of livelihoods and infrastructure, strengthen disaster preparedness, and lay the foundations for scalable and sustainable coastal and urban resilience in a highly climate-vulnerable least developed and small island developing state.

101. **Senegal:** *Integrated Project to Strengthen the Resilience of Vulnerable Communities and Ecosystems in a Changing Climate* (GEF ID: 12082); GEF Agency: UNDP; GEF Project Financing: $8,932,420; Co-financing: $49,600,000. The project aims to strengthen the resilience of agricultural communities and populations living in the Niayes area and the urban and peri-urban areas of Dakar to flood through an integrated water management approach centered on nature-based solutions. It will support the integration of nature-based solutions into local and territorial planning frameworks, restore and rehabilitate retention basins, wetlands, and degraded landscapes to enhance flood regulation and ecosystem services, and promote climate-resilient livelihoods and green entrepreneurship through strengthened value chains and private sector engagement. Complementary investments in communication, knowledge management, and monitoring and evaluation will enhance institutional capacity, coordination, and learning to sustain and scale adaptation outcomes. The project is expected to deliver direct adaptation benefits to 362,882 people, of whom 50.0 percent are female, improve climate-resilient management of 25,000 hectares of land, support 15 policies, plans, frameworks, or institutions to strengthen climate adaptation, raise awareness or provide training to 2,000 people with equal participation of female, and engage 200 private sector enterprises in climate change adaptation and resilience, thereby contributing to reduced flood risk, enhanced ecosystem integrity, and more resilient and inclusive livelihoods in highly vulnerable urban, peri-urban, and wetland landscapes.

102. **Solomon Islands**: C*ommunity Access and Urban Services Enhancement Project II (CAUSE II)* (GEF ID: 12055); GEF Agency: World Bank; GEF Project Financing: $9,174,312 (LDCF); Co-financing: $30,000,000. The project aims to improve access to climate-resilient infrastructure and services, enhance economic inclusion, and strengthen the capacity of public authorities to deliver services in targeted urban centers. CAUSE II will scale up successful models for climate-resilient urban services through integrated flood mitigation, nature-based solutions, and community-based interventions in Honiara and key provincial towns. Main interventions include

rehabilitating and fortifying transport and coastal infrastructure, upgrading stormwater drainage, constructing public amenities, expanding waste management services, and providing training and short-term employment opportunities—targeting at least 50.0 percent female participation. The project will modernize land administration systems with geospatial tools and digitized records and implement citizen-centric revenue collection systems. Expected results include direct benefits for 153,285 residents, of whom 50.0 percent are women, improved flood resilience in high-risk river corridors, and enhanced urban management capacity. Key indicators include 750 people trained or with awareness raised (50.0 percent female), engagement of six private sector enterprises in climate adaptation and resilience and strengthened institutional capacity for risk-informed urban planning.

103. **Sudan**: *Strengthening Climate-smart Agribusiness and Natural Resource Management for Adaptation and Resilient Livelihoods in Sudan's River Nile and Northern States (SCAN-2N)* (GEF ID: 12075); GEF Agency: UNIDO; GEF Project Financing: $8,932,420; Co-financing: $3,000,000. The project aims to reduce vulnerability and enhance the adaptive capacity of agro-pastoral communities, including smallholder farmers, pastoralists, agri-MSMEs, women, and youth, in Sudan's River Nile and Northern States by scaling ecosystem-based adaptation and climate-resilient agribusiness models. This will be achieved through integrated interventions that strengthen policy and institutional frameworks for climate adaptation; restore and sustainably manage rangelands, forests, and water resources; promote climate-smart agriculture, diversified livelihoods, and resilient value chains; and enhance knowledge systems, innovation, and disaster risk management, including climate information services. LDCF support will facilitate the mainstreaming of ecosystem-based adaptation into state and local development plans, expand gender-responsive water harvesting, reforestation, agroforestry, and sustainable rangeland management, and catalyze private sector engagement through climate-smart agrifood transformation hubs and access to finance. The project is expected to directly benefit 27,000 people, of whom 40.0 percent are women, place 15,000 hectares of land under climate-resilient management, support four policies, plans, or institutional frameworks for climate adaptation, train 800 people with enhanced adaptive capacity, of which 40.0 percent are women, and engage 300 private sector enterprises in climate change adaptation and resilience.

104. **Togo**: *Implementation of Sustainable Transport Solutions* (GEF ID: 11577); GEF Agency: BOAD; GEF Project Financing: $9,321,280 (LDCF: $5,454,376; GEF Trust Fund: $3,866,904); Co-financing: $28,970,000. The project aims to reduce flood risk and improve sustainability of urban mobility in Lomé by embedding resilience and low-carbon standards into urban development while demonstrating scalable, finance-ready solutions. It strengthens policy and institutional frameworks through revised climate-smart building and transportation codes, a digital permitting and compliance system, and inter-ministerial coordination, while delivering on-the-ground investments including resilient drainage and zero-emission mobility corridors. Innovative financing mechanisms catalyze private sector engagement by de-risking investments in resilient infrastructure and clean transport, complemented by targeted capacity building and knowledge sharing. Expected results include direct adaptation benefits for 45,000 people (with 51.1 percent female); support five policies, plans, or institutional frameworks that strengthen climate adaptation; train or raise awareness among 3,205 people (with 50.0 percent female); and engage

25 private sector enterprises in resilience. Outcomes also include the avoidance of approximately 560,000 metric tons of carbon dioxide equivalent over a 20-year accounting period, alongside energy savings and increased uptake of renewable energy technologies, positioning Lomé as a national model for integrated, low-carbon, climate-resilient urban development.

SCCF Project Descriptions

105. **Niue:** *Niue Infrastructure, Ecosystems and Communities Integrated Project (Niue IECI)* (GEF ID: 12283); GEF Agency: UNDP and CI; GEF Project Financing: $8,031,759 (SCCF-A: 2,681,395; GEF Trust Fund: 5,350,364); Co-financing: $27,188,000. The project aims to enhance Niue's climate change adaptation, mitigation and biodiversity protection through an integrated approach combining risk-informed governance, low-emission and climate-resilient infrastructure, ecosystem-based adaptation, and sustainable long-term financing. It will strengthen climate, energy, and biodiversity risk information and institutional capacity to guide planning and investment decisions; establish multi-purpose, climate-resilient water, energy, and shelter infrastructure to ensure continuity of essential services during climate shocks while supporting tourism and community livelihoods; restore degraded coastal terraces and ecosystems through nature-based solutions and community stewardship; and capitalize the Niue & Ocean Wide (NOW) Trust to secure durable financing for marine protected areas, including the Niue Nukutuluea Multiple-Use Marine Park and Moana Mahu. The project is expected to directly benefit 1,142 people, of whom 49.0 percent are women; place 60 hectares of land and 31,814,000 hectares of coastal and marine area under climate-resilient management; support five policies, plans, or institutional frameworks for climate adaptation; train or raise awareness among 250 people (52.0 percent women); engage five private sector enterprises in climate change adaptation and resilience.

Annex A: Project Proposals Submitted for LDCF/SCCF Council Approval

Project Proposals Submitted for the LDCF/SCCF Council Approval under the LDCF ($)[16]

June 2, 2026

No.	GEF ID	Project Title	Focal Area	Country	Agency	PPG Amount	PPG Fee	GEF Project Financing	Agency Fee	Co-financing	Total Project Cost
Stand-Alone Full-sized Projects											
1	12082	Integrated project to strengthen the resilience of vulnerable communities and ecosystems in a changing climate	Climate Change	Senegal	UNDP	200,000	19,000	8,932,420	848,580	49,600,000	59,600,000
2	12075	Strengthening Climate-smart Agribusiness and Natural Resource Management for Adaptation and Resilient Livelihoods in Sudan's River Nile and Northern States (SCAN-2N)	Climate Change	Sudan	UNIDO	200,000	19,000	8,932,420	848,580	3,000,000	13,000,000
3	12055	Community Access and Urban Services Enhancement Project II (CAUSE II)	Climate Change	Solomon Islands	World Bank	-	-	9,174,312	825,688	30,000,000	40,000,000
4	12014	Enhancing Coastal Adaptation and Resilience in Bangladesh (CARB)	Climate Change	Bangladesh	CI	150,000	13,500	8,840,826	795,674	7,625,163	17,425,163
5	11890	Resilient Futures: Safeguarding Guinea-Bissau's Coastlines and Urban Areas from Climate Risks	Climate Change	Guinea-Bissau	UNDP	200,000	19,000	8,932,420	848,580	42,000,000	52,000,000
6	11883	Inclusive and Resilient Agricultural and Rural Entrepreneurship in Democratic Republic of Congo (AVENIR)	Climate Change	Congo DR	IFAD	200,000	19,000	8,932,420	848,580	46,700,000	56,700,000
				Sub-Total		**950,000**	**89,500**	**53,744,818**	**5,015,682**	**178,925,163**	**238,725,163**
Multi-Trust Fund Project											
7	11577	Implementation of Sustainable Transport Solutions	Climate Change	Togo	BOAD	115,650	10,408	5,454,376	491,389	28,970,000	35,041,823
				Sub-Total		**115,650**	**10,408**	**5,454,376**	**491,389**	**28,970,000**	**35,041,823**
				Grand Total		**1,065,650**	**99,908**	**59,199,194**	**5,507,071**	**207,895,163**	**273,766,986**

[16] For MTF projects and programs, only LDCF funding and related co-financing are included in this Annex. The GEF Trust Fund and SCCF allocations, if any, are included in the GEF TF and SCCF Annex accordingly.

Project Proposals Submitted for the LDCF/SCCF Council Approval under the SCCF ($)[17]

June 2, 2026

No.	GEF ID	Project Title	Focal Area	Country	Agency	PPG Amount	PPG Fee	GEF Project Financing	Agency Fee	Co-financing	Total Project Cost
Multi-Trust Fund Project											
1	12283	Niue Infrastructure, Ecosystems and Communities Integrated Project (Niue IECI)	Climate Change	Niue	UNDP	58,334	5,540	2,681,395	254,731	9,844,000	12,844,000
				Sub-Total		**58,334**	**5,540**	**2,681,395**	**254,731**	**9,844,000**	**12,844,000**
				Grand Total		**58,334**	**5,540**	**2,681,395**	**254,731**	**9,844,000**	**12,844,000**

[17] For MTF projects and programs, only SCCF funding and related co-financing are included in this Annex. The GEF Trust Fund and LDCF allocations, if any, are included in the GEF TF and LDCF Annex accordingly.